

2015 Valpo Basketball Quick Facts/ToC



GENERAL

Name of School: Valparaiso University
City/Zip: Valparaiso, Ind. 46383
Founded: 1859
Enrollment: 4,520
Nickname: Crusaders
School Colors: Brown and Gold
Home Court (Capacity): Athletics-Recreation Center (5,000)
Press Row Phone: 219-548-1502
Affiliation: NCAA Division I
Conference: Horizon League
President: Dr. Mark Heckler
Athletics Director: Mark LaBarbera
Senior Woman Administrator: Traci Young
Athletics Department Phone: 219-464-6894
Ticket Office Phone: 219-464-5233
Website: www.valpoathletics.com

COACHING STAFF

Head Coach: Bryce Drew - 4th season
Alma Mater (Year): Valparaiso (1998)
Record at Valpo (Seasons): 94-41 (Four seasons)
Overall Record (Seasons): 94-41 (Four seasons)
Men's Basketball Office Phone: 219-464-5254
Assistant Coaches: Roger Powell Jr. (4th season), Luke Gore (13th season), Matt Lottich (2nd season)
Director of Basketball Operations: Will Phipps (4th season)

TEAM INFORMATION

2014-2015 Overall Record: 28-5
2014-2015 Horizon League Record (Finish): 13-3 (1st)
2014-2015 Home/Road/Neutral: 15-1/8-4/5-0
2013-2014 Overall Record: 18-16
2013-2014 Postseason: CIT, 1st round
Letterwinners Returning/Lost from 2013-2014: 7/5
Starters Returning/Lost from 2013-2014: 3.5/1.5

Table of Contents

Quick Facts/Table of Contents	1
2014-2015 Results	2
2014-2015 Roster/Stats	3
#GoValpo	4-7
Player Bios	8-27
Player Career Year-by-Year	28-29
Coach Bios	30-33
Horizon League	34
Award Winners	35-37
Valpo in the NCAA Tournament	37
Record Book	38-41
2014-2015 Individual Game-by-Game	42-53
2014-2015 Team Game-by-Game	54
2014-2015 Box Scores	55-87
2014-2015 TV/Radio Roster	88

SPORTS MEDIA RELATIONS

Assistant Athletic Director/Media Relations (MBB Contact):
Aaron Leavitt
Office phone number: 219-464-6953
Cell phone number: 219-476-6680
E-mail: Aaron.Leavitt@valpo.edu

Media Relations Fax number: 219-464-5762

Media Relations Mailing Address:

Valparaiso University
Sports Media Relations
Athletics-Recreation Center
1009 Union Street
Valparaiso, IN 46383

HISTORY

First year of basketball: 1917-18
All-time record: 1289-1170 (98 seasons)
NCAA Division I Tournament appearances: 9 (including 2015)
Last NCAA Division I Tournament appearance: 2013
Result: L 65-54 vs. Michigan State (Auburn Hills, Mich.) - 2nd round
All-time NCAA Division I Tournament record: 2-8
Postseason NIT appearances: 2
Last NIT appearance: 2012
Result: L 66-50 at Miami - 1st round
All-time NIT record: 0-2
Last CBI appearance: 2008
Result: W 72-71 at Washington in 1st round, L 91-67 at Houston in quarterfinal
All-time CBI record: 1-1
CIT appearances: 2
Last CIT appearance: 2014
Result: L 58-56 vs. Columbia at home in 1st round
All-time CIT record: 0-2

MEDIA INFORMATION

Radio: Valpo Sports Radio Network (WVUR, 95.1 FM, Valparaiso; WEFM, 95.9 FM, Michigan City; WJOB, 1230 AM, Hammond)

Play-by-play: Todd Ickow
Color analyst: David Huseman/Aaron Leavitt
Contact: Aaron Leavitt

Newspaper: Times of Northwest Indiana
Porter County Sports Editor: Greg Smith
Phone number: 219.462.5151
Fax number: 219.465.7298

Newspaper: Post-Tribune
Sports Editor: Mike Clark
Phone number: 312.321.2228
Fax number: 219.648.3236

Newspaper: The Torch
Phone number: 219.464.5426
Fax number: 219.464.6728



2014-2015 Results

2014-15 Valparaiso Basketball Valparaiso Season Schedule/Results & Leaders (as of Mar 13, 2015) All games

RECORD:	OVERALL	HOME	AWAY	NEUTRAL
ALL GAMES	28-5	15-1	8-4	5-0
CONFERENCE	13-3	8-0	5-3	0-0
NON-CONFERENCE	15-2	7-1	3-1	5-0

Date	Opponent	Score	Att.	High Points	High Rebounds
11/14/14	EAST TENNESSEE STATE	W 90-76	2912	(27)PETERS, Alec	(8)WALKER, Darien
11/16/14	at Missouri	41-56 L	5369	(12)NICKERSON, E. Victor	(8)ADEKOYA, Jubril
11/19/14	IU SOUTH BEND	W 91-55	2051	(17)SKARA, David	(10)FERNANDEZ, Vashil
11/21/14	!vs Arkansas Pine Bluff	W 59-46	175	(19)PETERS, Alec	(7)ADEKOYA, Jubril
					(7)FERNANDEZ, Vashil
					(7)PETERS, Alec
11/23/14	!vs Maine	W 93-70	100	(31)PETERS, Alec	(6)PETERS, Alec
					(6)FERNANDEZ, Vashil
11/28/14	#vs Drake	W 66-46	509	(19)WALKER, Darien	(7)FERNANDEZ, Vashil
11/29/14	#vs Murray State	W 93-58	593	(26)PETERS, Alec	(8)PETERS, Alec
11/30/14	#vs Portland	W 70-55	239	(20)PETERS, Alec	(10)FERNANDEZ, Vashil
12/03/14	at Eastern Kentucky	W 72-66	2600	(21)PETERS, Alec	(9)SKARA, David
12/06/14	NEW MEXICO	46-63 L	4227	(9)PETERS, Alec	(4)PETERS, Alec
					(4)CARTER, Keith
					(4)WALKER, Darien
12/10/14	TRINITY INTERNATIONAL	W 79-54	1044	(15)WALKER, Tevonn	(7)CARTER, Keith
12/13/14	BALL STATE	W 65-62	3188	(23)PETERS, Alec	(10)PETERS, Alec
12/20/14	at IPFW	W 75-72	1249	(23)PETERS, Alec	(6)NICKERSON, E. Victor
12/21/14	GOSHEN	W 82-55	1014	(29)PETERS, Alec	(9)WALKER, Darien
12/29/14	at James Madison	W 79-52	2757	(19)PETERS, Alec	(10)PETERS, Alec
01/02/15	*at Oakland	75-89 Lot	2873	(22)WALKER, Tevonn	(10)PETERS, Alec
01/04/15	*YOUNGSTOWN STATE	W 79-64	1988	(18)PETERS, Alec	(13)FERNANDEZ, Vashil
01/08/15	*UIC	W 85-56	1863	(15)FERNANDEZ, Vashil	(9)ADEKOYA, Jubril
01/10/15	*CLEVELAND STATE	W 58-56	4155	(24)PETERS, Alec	(5)PETERS, Alec
1/17/15	*at Wright State	W 66-56	7664	(14)FERNANDEZ, Vashil	(9)FERNANDEZ, Vashil
1/20/15	*at Youngstown State	W 77-62	1719	(18)PETERS, Alec	(6)SKARA, David
					(6)PETERS, Alec
1/23/15	*at Green Bay	50-51 L	4916	(10)NICKERSON, E. Victor	(13)WALKER, Tevonn
01/26/15	*MILWAUKEE	W 73-48	2137	(24)PETERS, Alec	(6)PETERS, Alec
1-31-15	*at UIC	W 70-65	5731	(19)PETERS, Alec	(12)WALKER, Darien
02/04/15	*DETROIT	W 78-70	1905	(21)WALKER, Darien	(10)PETERS, Alec
02/08/15	*OAKLAND	W 82-76	4267	(16)NICKERSON, E. Victor	(9)PETERS, Alec
02/13/15	*GREEN BAY	W 63-59	4920	(20)WALKER, Tevonn	(10)PETERS, Alec
02/15/15	*at Milwaukee	W 62-55	3375	(18)WALKER, Darien	(8)PETERS, Alec
02/21/15	*WRIGHT STATE	W 55-48	5050	(17)PETERS, Alec	(10)PETERS, Alec
02/25/15	*at Detroit	60-63 L	1855	(21)WALKER, Darien	(11)PETERS, Alec
2/27/15	*at Cleveland State	W 56-53	4133	(15)PETERS, Alec	(8)WALKER, Darien
					(8)FERNANDEZ, Vashil
03/07/15	\$CLEVELAND STATE	W 60-55	3629	(22)PETERS, Alec	(8)PETERS, Alec
					(8)WALKER, Darien
03/10/15	\$GREEN BAY	W 54-44	4713	(12)SKARA, David	(7)CARTER, Keith

! - Central Michigan Tournament (Mt. Pleasant, Mich.)
- Challenge in Music City (Nashville, Tenn.)
\$ - 2015 Horizon League Championship (Valparaiso, Ind.)
* - Horizon League game

Attendance Summary	Games	Attend	Avg/Game
Home	16	49063	3066
Away	12	44241	3687
Neutral	5	1616	323
Total	33	94920	2876

2014-2015 Roster/Statistics



#	Name	Pos.	Ht.	Wt.	Yr.	Hometown/High School [Prev. School(s)]
0	Keith Carter	G	6-1	185	Jr.	Maywood, Ill./Proviso East [Saint Louis]
1	E. Victor Nickerson	G/F	6-8	180	R-Jr.	Atlanta, Ga./Norcross [Charlotte]
2	Tevonn Walker	G	6-1	195	Fr.	Montreal, Quebec/Vanier College
3	Max Joseph	G	6-1	205	Fr.	Montreal, Quebec/Vanier College
5	Darien Walker	G	6-3	215	Jr.	Chicago, Ill./Simeon [John A. Logan/Arizona Western]
10	David Skara	F	6-8	215	Fr.	Zadar, Croatia/Ekonomska Skola Zadar
14	Vashil Fernandez	F	6-10	245	Sr.	Kingston, Jamaica/Princeton Day [Md.] Academy
15	Lexus Williams	G	6-0	160	So.	Chicago, Ill./Marist
22	Nick Davidson	G	6-4	195	So.	Munster, Ind./Andean
23	Jubril Adekoya	F	6-7	230	So.	Tinley Park, Ill./Andrew
25	Alec Peters	F	6-9	225	So.	Washington, Ill./Washington
32	David Chadwick	F	6-9	220	R-Sr.	Charlotte, N.C./Hargrave Military Academy [Rice]
	Shane Hammink	G	6-7	210	Jr.*	Millingen aan de Rijn, Netherlands/Oakley College [LSU]
	Chandler Levingston Simon	F	6-7	220	So.*	Vernon Hills, Ill./Stevenson [UMKC]

Head Coach: **Bryce Drew** (Valparaiso, 1998) – 4th season

Assistant Coaches: **Roger Powell Jr.** (Illinois, 2005) – 4th season, **Luke Gore** (Bethel [Tenn.], 2001) – 13th season, and **Matt Lottich** (Stanford – 2004) – 2nd season

Director of Basketball Operations: **Will Phipps** – 4th season

Strength and Conditioning Coach: **Derek Bol** – 3rd season

* - must sit out the entire 2014-2015 season due to NCAA transfer regulations

2014-15 Valparaiso Basketball Valparaiso Season Box Score (as of Mar 13, 2015) All games

RECORD:	OVERALL	HOME	AWAY	NEUTRAL
ALL GAMES	28-5	15-1	8-4	5-0
CONFERENCE	13-3	8-0	5-3	0-0
NON-CONFERENCE	15-2	7-1	3-1	5-0

##	Player	gp-gs	min	avg	Total		3-Point		F-Throw		Rebounds				pf	dq	a	to	blk	stl	pts	avg
					fg-fga	fg%	3fg-fga	3fg%	ft-fga	ft%	off	def	tot	avg								
25	PETERS, Alec	33-33	1003	30.4	189-386	.490	79-171	.462	95-113	.841	62	161	223	6.8	63	0	41	47	11	23	552	16.7
05	WALKER, Darien	33-28	900	27.3	127-323	.393	51-141	.362	53-83	.639	30	120	150	4.5	50	0	60	55	9	25	358	10.8
02	WALKER, Tevonn	33-32	889	26.9	115-258	.446	24-75	.320	81-112	.723	36	75	111	3.4	61	0	56	51	3	37	335	10.2
00	CARTER, Keith	23-17	630	27.4	73-155	.471	31-81	.383	19-29	.655	12	69	81	3.5	45	2	84	42	6	29	196	8.5
14	FERNANDEZ, Vashil	33-31	815	24.7	90-160	.563	0-0	.000	48-92	.522	76	119	195	5.9	91	2	11	31	98	15	228	6.9
01	NICKERSON, E. Victor	32-16	612	19.1	67-162	.414	11-39	.282	53-75	.707	17	53	70	2.2	55	0	63	66	5	21	198	6.2
10	SKARA, David	33-1	657	19.9	66-139	.475	14-47	.298	36-45	.800	28	79	107	3.2	63	4	56	46	10	20	182	5.5
23	ADEKOYA, Jubril	31-4	614	19.8	55-114	.482	1-3	.333	37-65	.569	48	83	131	4.2	73	0	21	28	8	17	148	4.8
32	CHADWICK, David	12-2	105	8.8	11-24	.458	3-10	.300	3-10	.300	4	11	15	1.3	8	0	2	5	4	0	28	2.3
22	DAVIDSON, Nick	15-1	94	6.3	8-22	.364	6-14	.429	6-6	1.000	3	5	8	0.5	3	0	6	6	0	3	28	1.9
03	JOSEPH, Max	28-0	306	10.9	16-37	.432	4-12	.333	15-28	.536	9	19	28	1.0	31	1	31	27	3	8	51	1.8
Team											61	65	126		1		9					
Total.....		33	6625		817-1780	.459	224-593	.378	446-658	.678	386	859	1245	37.7	544	9	431	413	157	198	2304	69.8
Opponents.....		33	6625		670-1762	.380	219-667	.328	397-565	.703	319	687	1006	30.5	602	-	379	404	105	223	1956	59.3

Score by Periods	1st	2nd	OT	Totals
Valparaiso	1122	1178	4	2304
Opponents	914	1024	18	1956

Run at the Top: The Crusaders' Success Under Bryce Drew

by Aaron Leavitt, ValpoAthletics.com

May 17, 2011. That was the day Homer Drew announced that his 22nd season as head coach of the Valparaiso men's basketball program had been his final season at the helm.

After a brief intermission, Homer's son, Bryce Drew, was introduced as the 21st head coach in program history. During his remarks, Bryce Drew jokingly thanked his dad for leaving at least one more thing that could be accomplished – the ability to win a Horizon League championship.

Homer Drew's final team in 2010-11 won 23 games and came as close as the Crusaders had been since joining the Horizon League to winning the league title, finishing the regular season just one game out of a share of the regular season championship.

Little did Bryce Drew know at the time he made those comments that less than four years later, he would have led Valparaiso on one of the more impressive stretches in Horizon League history. The Crusaders are just the fourth program in league history to win at least three regular season titles in a four-year stretch, joining Xavier, Butler and Milwaukee.

2011-12 – The Beginning

Bryce Drew's first team was one which entered the season with low expectations. The Crusaders lost their top two scorers from the previous year and returned less than 40% of their scoring. Accordingly, Valparaiso was picked just fifth in the Horizon League preseason poll and earned no first-place votes.

But a pair of juniors would step up into leadership roles to lead the way for Valpo in Drew's first season. Ryan Broekhoff emerged as a superstar, going from a Second Team All-League pick in the preseason to the Horizon League Player of the Year by year's end. Meanwhile, Kevin Van Wijk went from scoring just over five points per game in 2010-11 to a 14 ppg scorer in 2011-12 and developed into one of the league's prominent post players, also earning First Team All-League accolades.

The Horizon League slate started with a monumental win for Valpo, with the Crusaders going to Indianapolis in early December and beating Butler in Hinkle Fieldhouse for the first time since 1988. But the momentum wouldn't carry over for the Crusaders through a nearly four-week break from league play, as Valpo would drop two of its next four league games and exit a January 8 contest at Wright State just 3-2 in Horizon League action.

But with a balanced Horizon League, the Crusaders were still just one game back of first place in the standings and took full advantage, winning eight of their next nine games. A win February 9 at Cleveland State – Valpo's first at CSU since joining the league - capped the stretch, completed a season sweep of CSU and moved the Crusaders ahead of the Vikings in the league standings, with a two-game lead on the rest of the field.

Valpo would drop its next game at Youngstown State, but rebounded with a home win over UIC on February 14 to set itself up for a chance to clinch its first Horizon League title against Loyola one week later. It took five minutes longer than the team and fans might have liked, but the Crusaders got the job done against the Ramblers, as a 66-62 overtime victory secured the league crown. Valpo finished out the regular season with a decisive win over Butler, as the Crusaders closed the Horizon League with a 14-4 record, winning the league title by two games in Bryce Drew's first season at the helm.

2012-13 – Redemption

While Bryce Drew's first season at the helm resulted in a Horizon League regular season championship, there was a sour taste in the Crusaders' mouths entering the 2012-13 season. Detroit downed Valpo by 20 points at the Athletics-Recreation Center in the tournament title game to deny the Crusaders a chance to advance to the NCAA Tournament.

With six seniors leading the way, including All-League selections in Broekhoff and Van Wijk, Valpo was the nation's most experienced team heading into the 2012-13 campaign, and expectations were high. The tables were turned from the previous season, as after being picked fifth in 2011-12, the Crusaders were a near-unanimous favorite to repeat as league champions in 2012-13, receiving 40 of 44 first-place votes.

Valpo found out quickly, however, that being the hunted was a much more different task than being the hunter. In the Crusaders' very first league game at the ARC against Loyola on January 2, they came out flat and suffered the consequences, falling 63-54 to the Ramblers. The lesson was learned swiftly though, as Valpo rebounded with six consecutive victories, including comebacks from 11 points down with three minutes to play at Detroit and seven points down with seven minutes remaining against Wright State.

The Crusaders' winning streak came to an end at the hands of Youngstown State on January 30, but Valpo still closed the first half of league play all alone atop the standings. Two straight wins by at least 25 points followed, sparking a four-game winning streak, and even following a home loss to Detroit, Valpo still maintained a one-game lead atop the loss column in the league standings.

A win at Loyola set the Crusaders up for a chance to secure their second straight regular season title against Youngstown State on Senior Night, and the group of six seniors made sure they would earn a second straight ring, downing the Penguins 73-64. Valpo then went into Green Bay to close out the regular season and clinched a second consecutive outright title with a 75-56 victory, finishing the league slate at 13-3.

This time, the run would not come up short of the ultimate goal, either. Despite trailing in the waning seconds of the league tournament semifinal against Green Bay, Broekhoff connected on a buzzer-beating 3-pointer for a thrilling 70-69 win to send the Crusaders to the title game. Then, three nights later, tournament MVP Erik Buggs scored a career-high 22 points and Valpo rallied from down six points with 5:37 to play for a 62-54 win over Wright State, winning its first league tournament championship and returning to the NCAA Tournament for the first time since 2004.

2014-15 - The New Era

After a fourth-place finish in the 2013-14 regular season, Drew welcomed back just seven letterwinners from that year's team in 2014-15, including less than 50% of their scoring from the previous season. Sophomore Alec Peters was a preseason First Team All-League selection, but with just two seniors on the roster – a roster which ranks 266th in the nation in experience – and five players seeing their first action as Crusaders, expectations were tempered, with most believing the best was to come in 2015-16 and beyond. Accordingly, Valpo was selected fourth in the Horizon League preseason poll, receiving no first-place votes.

The notion that this year might become something special started in the pre-league slate. Valpo would drop its second game of the season at Missouri, and also fell at home to New Mexico, but other than that, suffered no defeats. Included in the wins in the non-league schedule, which the Crusaders finished with a 13-2 record, was a 72-66 win at Eastern Kentucky, delivering the Colonels their first home loss outside conference play in 26 games, and an emphatic 93-58 win over a Murray State squad which is now ranked among the nation's top-25 teams and has not lost since.

A one-two punch at the start of the Horizon League schedule seemed like it might knock Valpo back down to earth, though. First, the Crusaders opened league play at Oakland and suffered an 89-75 overtime loss. Then, two days later in a home win over Youngstown State, junior Keith Carter suffered a dislocated toe late in the victory. For a Valpo squad already playing without incumbent starting point guard Lexus Williams due to an offseason knee injury, the loss of Carter left the Crusaders down to their third and fourth options at the point, in the form of junior E. Victor Nickerson, himself coming off double hip surgery, and freshman Max Joseph.

Nickerson and Joseph, along with the rest of the Crusaders, stepped up to the task, however, winning the next four games, including three by double figures. A loss at Green Bay by one point in a game where Valpo had two shots in the final minute to take the lead didn't slow the team down, as three days later, the Crusaders returned home and beat Milwaukee by 25 points.

Then, the young Valpo squad showed it could handle late-game pressure. After winning 15 of their first 19 games by double figures, the Crusaders won six consecutive games by single digits. A home win over Green Bay on February 13 moved Valpo into sole possession of first place in the league standings, and then the Crusaders rallied from halftime deficits for wins at Milwaukee and over Wright State – their first halftime deficits in over six weeks – to move one game away from winning the regular season title.

The first time would not be the charm this year for Valpo, as the Crusaders let their first chance to win the championship slip away last Wednesday night at Detroit in a 63-60 loss. But Valpo was not to be denied, traveling to Cleveland State two nights later to face a rested Vikings team. With everything on the line, the Crusaders put together one of their best all-around efforts of the year, stifling Cleveland State defensively and getting a dagger of a shot on a four-point play from Peters with 1:11 to play in a 56-53 victory to finish Horizon League play at 13-3.

The Horizon League Tournament title followed as well, and what lies ahead in the NCAA Tournament is still up in the air. What we know is this: this year's squad – a team which many thought its best chances to contend would be in the coming years – finished the season with the league's Coach of the Year (Drew – his second honor, 2011-12), Defensive Player of the Year (Vashil Fernandez) and Sixth Man of the Year (Jubril Adekoya), as well as a First Team All-League honoree (Peters) and an All-Freshman Team selection (Tevonn Walker).

Xavier won six Horizon League regular season titles in an eight-year span from 1987-95. Butler won four consecutive championships from 1999-2003 and five more titles from 2006-11, while Milwaukee captured three straight crowns from 2003-06. Valparaiso has now joined that group as the only programs in league history to win at least three regular season championships in a four-year span, led to all three titles by Bryce Drew. A coach who joked at his introductory press conference about being thankful there was at least one thing left to accomplish, now has accomplished it three times over.



2014-2015 HL Championship Recap

HL Semifinal - Valparaiso 60, Cleveland State 55

The Valparaiso men's basketball team moved one step closer to its second Horizon League Championship trophy in three years, ending the game on a 7-2 run and earning a 60-55 victory over fourth-seeded Cleveland State to advance to the league tournament championship game. The Crusaders set a new program record as well, winning their 27th game of the season.

The Crusaders never trailed in the second half on Saturday, but it was tight nearly the entire final 20 minutes. Never was the game tighter than after a step-back 3-pointer by CSU's Trey Lewis with 2:07 to play, a shot which tied the game at 53-53. Valpo came down and took advantage of a second-chance opportunity, as junior Darien Walker split a pair of free throws. Junior Keith Carter then came up with a huge defensive play, drawing a charge with 1:11 to play on Lewis to give the ball back to the Crusaders.

Valpo ran the shot clock down nearly all the way before giving the ball to sophomore Alec Peters on the left wing at the 3-point line. Peters eschewed the 3-point shot, instead taking the ball all the way to the rim and laying it in with 41 seconds to play to make it 56-53 Crusaders. The sophomore then hit the boards on the other end, grabbing a Lewis miss with 17.4 seconds to go while being fouled. Peters came down and calmly hit both free throws, capping a 22-point night and pushing the lead to five points.

On the other end, CSU's Anton Grady knocked down an inside shot while being fouled to cut the lead to 58-55. Grady missed the free throw and the Vikings had a chance to go for the tie after grabbing the offensive board, but senior Vashil Fernandez blocked Lewis' attempt at a layup and the ball went out of bounds to the Crusaders with 3.5 seconds remaining. Following an inbound to sophomore Jubril Adekoya, he was fouled with 2.5 seconds to go and hit both free throws to cap the scoring.

Valpo led by two at the half, 29-27, following a back-and-forth first half. Walker scored the game's first seven points in a span of just 1:13 to force an early CSU timeout, but the Vikings went on a 10-2 run to claim their first lead less than four minutes later. An 8-1 spurt by the Crusaders over a four-minute span pushed Valpo's edge to 22-15 with 5:52 to play in the half. CSU would again rally, however, taking a one-point lead on two occasions late in the period. But a triple by Peters with 16 seconds to play in the half gave Valpo the lead into the locker room.

It took the Vikings just 17 seconds into the second half to tie the game, but Valpo would strike quickly back, as a Peters triple capped a 7-2 Crusader run with 16:08 to play and forced a CSU timeout. Later in the half, after the Vikings had rallied to tie the game at 37-all, Valpo reeled off an 11-2 run over a span of four minutes. Carter finished off the run with a 3-pointer, giving the Crusaders a 48-39 lead with 8:39 to play. But out of the Vikings' timeout, Valpo surrendered a 14-5 run over the next six-plus minutes, culminating with the Lewis triple which tied the game late and set up the game's closing stages.

Peters led all players, putting together his 11th effort of at least 20 points on the season. The sophomore was 6-of-12 from the floor, including 3-of-4 from downtown, and hit all seven of his free throw attempts while also tying for team-high honors with eight boards. Walker added 12 points and eight rebounds as well, while Fernandez scored eight points and blocked three shots.

Cleveland State (18-14) was led by Grady, who finished with 20 points, 11 rebounds and six assists. But Lewis and Charlie Lee, who entered the game averaging a combined 29.3 ppg, finished with just 20 points total on 7-of-20 shooting.

HL Title Game - Valparaiso 54, Green Bay 44

Down by 10 with two minutes to go in the first half. Playing without one starting guard, and losing another with injury for a stretch during the opening period. Given opportunities where it could have folded, the Valparaiso men's basketball team did what it had done all season long – stepped up to the challenge.

The Crusaders scored the final two baskets of the first half to cut their halftime deficit to six points, and then dominated the second half, outscoring Green Bay 35-19 to earn a 54-44 victory and claim the 2015 Horizon League Championship – Valpo's second league title in three years. With the win, the Crusaders return to the NCAA Tournament for the ninth time in the Division I era.

Sophomore Alec Peters was named the tournament's Most Valuable Player, as he helped lead the Crusaders to the championship game with a 22-point effort in the semifinals. Peters struggled with his shot on Tuesday, scoring just nine points, but also grabbed four rebounds and contributed to the stellar defensive effort on the Phoenix.

Joining Peters on the All-Tournament Team were freshman David Skara and junior E. Victor Nickerson. Skara nailed a pair of key first-half 3-pointers to keep the Crusaders in the game when they needed big plays offensively, and came up with a huge steal and fast-break dunk with five minutes left to make it a two-possession Crusader lead. The rookie ended the night with 12 points on 5-of-8 shooting.

Nickerson scored six of his 11 points after halftime, and they were all crucial. The junior knocked down a pair of free throws with 5:17 to play to give Valpo a 42-39 lead, followed by Skara's steal and dunk. Nickerson then came down and got a steal of his own, pushing in transition and finishing on the fast break to push the lead to seven points. Then, with it a 48-44 ballgame and the clock approaching one minute to play with the shot clock winding down, Nickerson drove and finished inside to make it a six-point game.

Nickerson also had primary responsibility defensively for Green Bay standout Keifer Sykes and helped limit the senior to just 14 points on 5-of-15 shooting. The effort on Sykes spearheaded one of the Crusaders' top defensive performances in recent history, as Valpo held the Phoenix to just 44 points, including just 19 in the second half. In fact, Green Bay made just one field goal in the game's final 12 minutes and finished the night shooting just 30.2% from the field.

Skara's two 3-pointers came during a stretch when the Crusaders were struggling offensively in the first half, and the freshman then had a floater in the lane go down to bring Valpo within 19-15 with 7:32 left in the period. Green Bay would score the next six points over a stretch of 5:32, however, as it pushed its lead to double figures and threatened to run away.

But the resilient Crusaders got a couple of big plays from junior Keith Carter. First, Carter came up with a steal and fed Nickerson for a fast-break layup. Then, with the final possession of the half, Carter read a double team and hit senior Vashil Fernandez with a perfect bounce pass for a dunk in the final seconds to cut the Phoenix advantage to six at the break.

With the near-capacity crowd seemingly on its feet for every defensive possession of the second half and as loud as the ARC has ever heard, the Crusaders made one run early on in the period, as Peters connected on his first 3-pointer of the game and then a driving layup from Skara brought Valpo back within 33-31 with 13:40 to play. But Green Bay had the answer that time, scoring the next six points to make it an eight-point game with 11:43 to go.

But the Valpo offense found ways to score on its next four possessions. First, it was Peters posting up and converting in the paint. Then, Horizon League Sixth Man of the Year Jubril Adekoya did work inside, hitting a pair of layups amongst the trees to make it a two-point game. The Crusaders forced another miss defensively, and Carter took full advantage, drilling a long 3-pointer to make it 40-39 Valpo with 8:40 to play and sending the ARC into a frenzy.

There would be no scoring for over three minutes, until the Nickerson-Skara-Nickerson trio of possessions pushed the lead to seven points. Green Bay answered with five straight, as a pair of Sykes free throws brought the Phoenix within 46-44 as the clock came down under three minutes. But Peters responded with two free throws of his own and Valpo would force three Green Bay misses on the next two possessions. Nickerson's huge driving layup at the one-minute mark served as the dagger, as the Crusaders closed out the game and the championship at the free throw line.

Carter added eight points off the bench and led the way for the Crusaders with seven rebounds and six assists in the winning effort. Fernandez grabbed five rebounds and blocked five shots as he anchored the interior defense.

Valpo embraces 'Next Man Up' theme all the way to Horizon League title

by Jim Peters, NWI Times

Next Man Up.

It's the vogue phrase in sports when teams sustain injuries and have to rely on lesser-known players to take on a bigger workload.

Little did Valparaiso know it would become a season-long mantra, dating back to the summer, when starting point guard Lexus Williams went down with a torn ACL.

The theme continued again in Tuesday's Horizon League tournament championship at the Athletics-Recreation Center, where David Skara and E. Victor Nickerson embraced that challenge, playing crucial roles in the Crusaders' 54-44 victory over Green Bay.

"We've faced so much adversity starting back in August," coach Bryce Drew said. "Our program, our school is based on faith. There are core values that our program stands for and in the second half, they embraced those. ... The heart, determination, work ethic, as a coach, that's what you want every day and they make it easy for me because they just do it. I'm blessed to be able to coach them."

Due to the Williams injury, Keith Carter shifted from his natural two spot, running the show until he dislocated a big toe Jan. 4 against Youngstown State. He missed more than a month and in stepped Nickerson.

Two guard Tevonn Walker, who sustained a knee injury in the semifinal against Cleveland State, was able to give it a go, actually drawing the start, but exited at 16:06 in favor of Carter and didn't return. Darien Walker knocked noggins with Green Bay star Keifer Sykes in the first half, opening a nose gusher. He returned after several minutes, but Drew sensed something lacking.

"We wanted to give Tevonn the opportunity," Drew said. "Without him, we're not here. We were hoping the adrenaline would kick in, but he just wasn't himself. He wasn't right. His play wasn't helping the team. (Darien) wasn't his normal self (after the collision)."

All the lineup volatility prompted some unusual playing combinations for Drew, searching for something, anything, to spark a stagnant offense. Skara provided the first jolt, canning a pair of early 3s when Valpo desperately needed a kick start. Those two hoops exceeded his 5.3 average in the first eight minutes.

"That's been a great thing for our team every game," Skara said of players stepping up. "Today, it was me. You work all year for this game. You have to go out and give it 100 percent on the court. They were guarding Alec (Peters). Somebody was going to be open and I was confident to shoot."

Nickerson added 11 points, five over his average, and a couple steals, making life miserable for the much shorter Sykes on the perimeter. But it was Skara's play that was particularly painful for Green Bay coach Brian Wardle. He recruited the Croatian sensation.

"That's why we wanted Skara," Wardle said. "We had him on campus. He was one we'd love to get. He made plays. He doesn't make a lot of 3s and comes out and bangs two 3s under the spotlight. Nickerson is tough, long, big, a competitor. He made plays."

On a night when Peters struggled, Skara topped the Crusaders with 12 points in 28 minutes off the bench.

"It was one of his better games of the year," Drew said. "He was shooting the ball when we couldn't make shots. His speed in the open floor in the second half, he was sensational for a freshman. Jubril (Adekoya) was big down the stretch, too."

And now Valpo is dancing.

"It's been quite a ride, not knowing what we had as a team at the start," Peters said. "The whole key to the game was we just didn't stop fighting. I'm just so happy for the team."

#0 Keith Carter

G * 6'1" * 185 * Junior
Maywood, Ill. * Proviso East
[Saint Louis]



2014-15: Opened season Nov. 14 against ETSU, recording four assists against just one turnover ... grabbed three rebounds and dished out three assists at Missouri Nov. 16 ... scored ten points on 4-of-5 shooting and grabbed five rebounds in Nov. 19 victory over IU South Bend ... handed out career-best seven assists in win over Arkansas-Pine Bluff Nov. 21 ... posted six points, three rebounds, four assists and matched career high with three steals in victory against Maine Nov. 23 ... scored season-high 15 points in win over Drake Nov. 28, hitting 5-of-8 from the floor, including career-best three 3-pointers ... tallied seven points, three assists and career-high four steals in victory against Murray State Nov. 29 ... handed out four assists and scored nine points in win over Portland Nov. 30. ... matched career high with seven assists in win at Eastern Kentucky Dec. 3 ... also scored nine second-half points in the winning effort against the Colonels ... tallied seven points, four rebounds, four assists and career-high tying four steals Dec. 6 against Saint Louis ... scored 12 points in just 20 minutes of action (5-7 FG) and grabbed career-best seven rebounds Dec. 10 in win over Trinity International ... set a new career high in rebounds again the next time out against Ball State Dec. 13, grabbing eight rebounds to go with six points and five assists ... scored season-best 18 points on 7-of-11 shooting, hitting 4-of-4 from 3-point range, in Dec. 20 win at IPFW ... set new career best for 3-point makes and matched career high for field goal makes in the win over the Mastodons, while also tying career high for steals (4) ... registered ten points, four rebounds and four assists in Dec. 21 win over Goshen ... scored 13 points and also totaled five rebounds and four assists in win at James Madison Dec. 29 ... matched season best with 18 points Jan. 2 at Oakland ... scored 13 of his points against the Golden Grizzlies in the second half, including game-tying 3-pointer with 9.9 seconds to play to force overtime ... posted first career double-double Jan. 4 in win over Youngstown State, finishing with 15 points (6-12 FG, 3-5 3PT) and 10 rebounds, along with four assists and no turnovers ... missed stretch of 10 games due to dislocated left toe ... returned to action Feb. 15 at Milwaukee, playing 12 minutes off the bench and handing out three assists ... scored nine points in 19 minutes off the bench Feb. 21 against Wright State ... enjoyed solid all-around game in Horizon League title game versus Green Bay Mar. 10, scoring eight points (5-6 FT) and leading the Crusaders with seven rebounds and six assists.

2013-14: Sat out first semester due to NCAA transfer regulations ... debuted for the Crusaders Dec. 21 against Southeastern, scoring eight points and handing out five assists ... appeared in each of the season's final 22 games, averaging 5.7 points and 2.3 assists per game ... connected at a 40% rate from 3-point range on the season ... scored career-high and team-best 19 points Jan. 2 in come-from-behind win over UIC, going 7-of-8 from the field ... scored in double figures three times on the year, also posting 10 points apiece at Oakland (Jan. 4) and against Milwaukee (Jan. 18) ... also grabbed season-best five rebounds at Oakland ... tallied at least four assists on six occasions, including a season-high six helpers versus Youngstown State (Feb. 22) ... registered seven points and five assists without committing a turnover in CIT game against Columbia Mar. 18.

2012-13 (Saint Louis): Appeared in three games for the Billikens as a freshman while dealing with an injury ... scored six points in 21 minutes against Eastern Illinois and three points in 14 minutes versus USC Upstate ... also saw action against Santa Clara ... transferred to Valpo prior to the start of the spring semester.

Prep: A four-year letterwinner for the Pirates ... runner-up for Illinois Mr. Basketball 2012 ... a first-team All-State honoree from both the Associated Press and Chicago Tribune as a senior ... helped lead Proviso East to a runner-up finish in the 4A state championship and a 32-1 record during his final season ... averaged more than 20 points and five assists per game as a senior ... earned All-Conference honors his junior and sophomore seasons ... named MVP of the Proviso West Tournament his senior year after averaging more than 17 ppg during the four-game tourney ... played AAU basketball for Next Level Performance.

Personal: Keith is the son of Keith Carter Sr. and Rosalyn Martin ... major is sports management.

CAREER HIGHS (at Valpo)

Points	19, UIC (1/2/14)
Rebounds	10, Youngstown St. (1/4/15)
Assists	7, twice (M.R. 12/3/14)
Steals	4, three times (M.R. 12/20/14)
Blocks	1, eight times (M.R. 3/10/15)
FG Made	7, three times (M.R. 1/2/15)
3PT Made	4, twice (M.R. 1/2/15)
FT Made	5, Green Bay (3/10/15)

2014-15 SEASON HIGHS


Points	18, twice (M.R. 1/2/15)
Rebounds	10, Youngstown St. (1/4/15)
Assists	7, twice (M.R. 12/3/14)
Steals	4, three times (M.R. 12/20/14)
Blocks	1, four times (M.R. 3/10/15)
FG Made	7, twice (M.R. 1/2/15)
3PT Made	4, twice (M.R. 1/2/15)
FT Made	5, Green Bay (3/10/15)

#1 E. Victor Nickerson

G/F * 6'8" * 180 * Senior/Junior

Atlanta, Ga. * Norcross

[Charlotte]



- *Horizon League All-Tournament Team member in 2014-15*

2014-15: Debuted for Valpo against ETSU Nov. 14, playing four minutes off the bench ... led Crusaders with 12 points at Missouri Nov. 16, going 4-of-5 from the field (including a 3-pointer) and 3-of-3 from the foul line ... knocked down a 3-pointer and handed out three assists in just nine minutes in win over IU South Bend Nov. 19 ... tallied three points and four rebounds in win versus Arkansas-Pine Bluff Nov. 21 ... handed out team-high four assists Nov. 23 in victory against Maine ... knocked down 5-of-6 from foul line in 7-point, 3-rebound effort against Murray State Nov. 29 ... went 4-of-5 from the floor for eight points in just 11 minutes of action Nov. 30 in win over Portland ... handed out three assists in Dec. 3 win at Eastern Kentucky ... recorded eight points, including perfect 4-of-4 effort from free throw line, Dec. 6 versus Saint Louis ... did not dress Dec. 10 against Trinity International (rest) ... tallied nine points, two assists and a pair of steals in Dec. 13 victory over Ball State ... scored five points and grabbed six rebounds in win at IPFW Dec. 20 ... grabbed six rebounds and doled out four assists Dec. 21 in win over Goshen ... recorded nine points and pulled down four boards in Dec. 29 win at James Madison ... scored nine points and blocked a pair of shots in victory over Youngstown State Jan. 4 ... made first career start in a Crusader uniform in Jan. 8 win over UIC, posting seven points, three rebounds and two assists ... registered four rebounds and three assists Jan. 10 against Cleveland State ... scored five key points late in second half to help Crusaders take lead for good in Jan. 17 win at Wright State ... finished with eight points, three rebounds and three assists against the Raiders ... chipped in five points, five rebounds and three assists in win at Youngstown State Jan. 20 ... led Crusaders with 10 points and grabbed five rebounds Jan. 23 at Green Bay ... tallied six points, three assists and two steals in win over Milwaukee Jan. 26 ... registered 10 points and three assists in Jan. 31 win at UIC ... scored six points and had an assist in a four-possession span late in the second half against Detroit Feb. 4, extending a five-point lead to nine points in the Crusaders' win ... ended with seven points and three assists against the Titans ... scored a season-high 16 points to lead the Crusaders in Feb. 8 win over Oakland, going 7-of-11 from the field ... tallied nine points and five rebounds in Feb. 13 win against Green Bay ... finished with seven points and three assists in win over Wright State Feb. 21 ... scored 11 points in Horizon League title game victory over Green Bay Mar. 10 and also carried primary defensive responsibility for slowing down Keifer Sykes, limiting him to just 14 points on 5-of-15 shooting ... named to the Horizon League All-Tournament Team.

2013-14: Sat out season due to NCAA transfer regulations ... retains two seasons of eligibility.

Charlotte: Appeared in 30 games for the 49ers as a sophomore in 2012-13 ... made 15 starts ... averaged 5.8 points and 2.6 rebounds per game ... scored a career-high 18 points and grabbed a career-best nine rebounds at St. Bonaventure, one of five double-figure scoring efforts on the season ... played in 30 games as a freshman in 2011-12, averaging nearly 17 minutes per game.

Prep: A four-year letterwinner for the Blue Devils ... led Norcross to Georgia 5A state title as a senior ... an Honorable Mention All-State selection, as well as First Team All-Metro and First Team All-County honors ... led team with 15 points in state title game victory ... also helped squad to state championship as a freshman in 2008, as well as quarterfinal appearances as a sophomore and as a junior ... appeared in ESPN's Top 100 ranking of players in his class; was ranked as 17th-best small forward in the nation.

Personal: E. Victor is the son of Stephanie Nickerson ... major is digital media.

2014-15 SEASON HIGHS


Points	16, Oakland (2/8/15)
Rebounds	6, twice (M.R. 12/21/14)
Assists	4, three times (M.R. 3/7/15)
Steals	2, six times (M.R. 3/10/15)
Blocks	2, Youngstown St. (1/4/15)
FG Made	7, Oakland (2/8/15)
3PT Made	1, 11 times (M.R. 3/10/15)
FT Made	5, vs. Murray St. (11/29/14)

#2 Tevonn Walker

G * 6'1" * 195 * Freshman

Montreal, Quebec, Canada

Vanier College



- 2014-15 Horizon League All-Freshman Team Selection

- Two-time Horizon League Freshman of the Week

2014-15: Opened Crusader career in Nov. 14 win over ETSU, playing a team-high 32 minutes ... tallied 16 points, including a perfect 8-of-8 effort from the foul line ... also grabbed four rebounds and handed out three assists ... scored six points Nov. 16 at Missouri ... tallied 10 points (4-6 FG) in just 16 minutes of action Nov. 19 in victory over IU South Bend ... recorded season-best four steals in win over Arkansas-Pine Bluff Nov. 21 ... matched season high with 16 points in just 17 minutes of action Nov. 23 in victory against Maine ... went 6-of-10 from the field in the win over the Black Bears and also grabbed four rebounds ... tallied eight points, five rebounds, three assists and three steals in Nov. 29 win over Murray State ... recorded nine points and seven rebounds in win over Portland Nov. 30 ... poured in 15 points in Dec. 3 win at Eastern Kentucky while also grabbing four boards ... tallied 15 points in 19 minutes off the bench - his first appearance as a reserve - in Dec. 10 win over Trinity International ... went 6-of-11 from the floor and registered three steals ... scored nine second-half points after playing just four first-half minutes due to foul trouble in Dec. 13 win over Ball State ... scored eight points and handed out four assists without committing a turnover in 35 minutes in Dec. 20 win at IPFW ... registered ten points and four assists the next day in victory over Goshen ... scored 12 points in Dec. 29 win at James Madison ... set new career best with 22 points Jan. 2 at Oakland, going 8-of-13 from the field ... scored eight points in Jan. 4 win over Youngstown State ... posted 11 points on 4-of-7 shooting Jan. 8 in victory over UIC ... finished with nine points, three rebounds and three assists in Jan. 10 win over Cleveland State ... tallied 11 points, including a pair of key baskets on back-to-back possessions inside the final six minutes, and five rebounds in Jan. 17 win at Wright State ... went 3-for-3 from 3-point range in 13-point, five-rebound effort in win at Youngstown State Jan. 20 ... led all players with a career-high 13 rebounds to go with seven points at Green Bay Jan. 23 ... finished with 10 points, three rebounds and three steals in Jan. 26 win over Milwaukee ... posted 14 points, including 7-of-9 from the foul line, four rebounds and three steals in Jan. 31 win at UIC ... came up with huge tip dunk and steal in a five-second span within final 1:40 of the game, extending three-point lead to seven points ... went 7-of-13 from the field and 5-of-6 from the foul line for 19 points in win over Detroit Feb. 4 ... recorded 12 points, including a 4-of-4 mark from the foul line, and three assists in Feb. 8 victory against Oakland ... led all players with 20 points, going 7-of-12 from the floor and 4-of-4 from the line, in Feb. 13 win over Green Bay ... scored 12 points, including highlight-reel dunk that earned #9 spot on SportsCenter's Top 10, grabbed six rebounds, handed out three assists and matched season best with four steals in Feb. 15 win at Milwaukee ... named Horizon League Freshman of the Week and Lou Henson Award National Player of the Week by CollegeInsider.com on Feb. 16 ... tallied five points, four rebounds and three assists at Detroit Feb. 25 ... hit all four of his field goal attempts, including two 3-pointers, in 11-point performance Feb. 27 in win at Cleveland State ... scored nine of his points against the Vikings in the second half ... suffered deep bone bruise to right knee late in first half of Horizon League tournament semifinal Mar. 7, and played just four minutes in title game Mar. 10.

Prep: Most recently played for Vanier College ... one of just ten players named to the CCAA All-Canadian Team in 2013-14 ... ranked eighth in his class by Hoopstars Canada and tenth by North Pole Hoops ... named RSEQ Player of the Year last year and repeated as a member of the RSEQ First Team All-Star squad ... teamed up with fellow Crusader Max Joseph to lead 2013-14 Cheetahs to a 16-2 record in the regular season and the RSEQ league championship ... Vanier went on to win Provincial Championship as well and advanced to bronze medal match at CCAA National Championship ... led the league and ranked 14th nationally, averaging 20.8 points per game ... finished fourth in the league with 2.6 steals/game as well ... averaged 16.4 points/game, fourth-best in the league, in 2012-13 ... helped Vanier to seventh-place finish nationally in 2011-12 ... named team MVP each of his final two seasons ... previously played at Lauren Hill Academy, where he was team MVP and helped to three straight championships ... also played football, where he was an All-League running back ... played AAU for Brookwood Elite (2012-2013) and Red Rush (2009-2011).

Personal: Tevonn is the son of Alicea Walker ... major is marketing with a computer science minor.

2014-15 SEASON HIGHS


Points	22, at Oakland (1/2/15)
Rebounds	13, at Green Bay (1/23/15)
Assists	4, twice (M.R. 12/21/14)
Steals	4, twice (M.R. 2/15/15)
Blocks	1, three times (M.R. 12/13/14)
FG Made	8, at Oakland (1/2/15)
3PT Made	3, at Youngstown St. (1/20/15)
FT Made	8, East Tennessee St. (11/14/14)

#3 Max Joseph

G * 6'1" * 205 * Freshman

Montreal, Quebec, Canada

Vanier College



2014-15: Recorded three points, an assist and a steal off the bench in Crusader debut in Nov. 14 victory over ETSU ... grabbed pair of rebounds at Missouri Nov. 16 ... hit a 3-pointers and added four rebounds and three assists in Nov. 19 win over IU South Bend ... scored two points and pulled down three rebounds in win over Maine Nov. 23 ... connected on lone shot attempt in win over Drake Nov. 28 ... scored seven points in Dec. 10 win over Trinity International ... also grabbed four rebounds and came up with a game-high four steals ... pulled down a pair of rebounds and registered an assist Dec. 29 in win at James Madison ... took advantage of season-high 26 minutes of action Jan. 8 in win over UIC, finishing with season-best nine points on 3-of-3 shooting, including two 3-pointers ... also grabbed three rebounds and paced the Crusaders with three assists ... tallied three rebounds and three assists in 20 minutes off the bench Jan. 10 in victory over Cleveland State ... registered three rebounds and two assists in win at Wright State Jan. 17 ... scored five points and handed out three assists in Jan. 20 win at Youngstown State ... knocked down a pair of shots for four points at Green Bay Jan. 23 ... finished with four points and an assist in Jan. 26 win over Milwaukee ... scored two points and handed out three assists in Jan. 31 win at UIC ... scored four points and grabbed two rebounds Feb. 4 in win over Detroit.

Prep: Joined forces with fellow Crusader Tevonn Walker at Vanier College last year ... helped Cheetahs to a 16-2 record in the regular season and the RSEQ league championship ... Vanier went on to win Provincial Championship as well and advanced to bronze medal match at CCAA National Championship ... earned First Team All-Star honors at the national tournament ... a RSEQ Second Team All-Star ... averaged 10 points, 5.9 rebounds and 3.4 assists per game, the latter mark ranking fifth in the league ... led league in assist/turnover ratio and ranked second in free throw percentage (76.4%) ... won Provincial title as well in 2012 while at Ahuntsic and helped squad to fifth-place finish nationally ... previously played for the Parc Ex Knights ... ranked 22nd in his class nationally by North Pole Hoops ... played AAU basketball for Brookwood Elite.

Personal: Max is the son of Nadege Joseph ... undecided on major.

2014-15 SEASON HIGHS

Points	9, UIC (1/8/15)
Rebounds	4, twice (M.R. 12/10/14)
Assists	3, five times (M.R. 1/31/15)
Steals	4, Trinity International (12/10/14)
Blocks	1, three times (M.R. 1/31/15)
FG Made	3, twice (M.R. 1/8/15)
3PT Made	2, UIC (1/8/15)
FT Made	3, East Tennessee St. (11/14/14)

#5 Darien Walker

G * 6'3" * 215 * Junior

Chicago, Ill. * Simeon

[John A. Logan/Arizona Western]



2014-15: Had big debut off the bench in season-opening win over ETSU Nov. 14 ... poured in 20 points on 6-of-11 shooting, including 5-of-7 from behind the 3-point line ... scored 14 of his points in the first half, including four triples ... also led team with eight rebounds ... contributed six points at Missouri Nov. 16 ... tallied ten points and six rebounds in Nov. 19 victory over IU South Bend ... earned first starting assignment and chipped in six points in win over Arkansas-Pine Bluff Nov. 21 ... scored 11 points on 4-of-8 shooting Nov. 23 in victory against Maine ... led all players with 19 points on 7-of-14 shooting in win over Drake Nov. 28 to open the Challenge in Music City ... scored 18 points the next night (7-10 FG, 4-5 3PT) in victory over Murray State ... added 13 points and five rebounds in tournament finale Nov. 30, a victory over Portland ... named to the All-Tournament Team at the Challenge in Music City ... handed out three assists to go with four points and five rebounds Dec. 3 in win at Eastern Kentucky ... connected on four 3-pointers, going for 14 points and four rebounds in win over Ball State Dec. 13 ... scored eight first-half points in Dec. 20 win at IPFW ... set a new career high, pacing the Crusaders with nine rebounds in win over Goshen Dec. 21 ... handed out a game-high and career-best seven assists in win at James Madison Dec. 29, also pulling down five boards and coming up with a pair of steals ... went 5-of-8 inside the arc in 10-point, four-assist effort Jan. 2 at Oakland ... hit 7-of-8 from the foul line in the final minutes in a 12-point, eight-rebound, three-assist performance Jan. 4 in win over Youngstown State ... went 5-of-9 from the floor for 13 points and added four rebounds in win over UIC Jan. 8 ... scored seven of his 10 points in the second half in win over Cleveland State Jan. 10 ... went 6-of-11 from the field, scoring 11 of his 13 points in the first half, in Jan. 17 win at Wright State ... scored 12 points on just five field goal attempts, going 3-of-5 from the floor and 4-of-4 from the foul line, and added three assists in Jan. 20 win at Youngstown State ... registered six points and seven rebounds at Green Bay Jan. 23 ... tallied five points, five rebounds and four assists in win over Milwaukee Jan. 26 ... picked up first double-double as a Crusader, recording 11 points and a season-high 12 rebounds Jan. 31 at UIC ... set new season high with 21 points in Feb. 4 win over Detroit, going 7-of-13 from the floor, including three 3-pointers ... scored 14 of his points in the win over the Titans in the second half ... contributed 13 points and five rebounds in win over Oakland Feb. 8 ... led the Crusaders with 18 points on 6-of-9 shooting (3-4 3PT) and grabbed four rebounds Feb. 15 in win at Milwaukee ... named Horizon League Player of the Week by College Sports Madness Feb. 16 ... scored 14 points off the bench and added three rebounds and three assists in win over Wright State Feb. 21 ... matched season high with 21 points at Detroit Feb. 25, including three 3-pointers and a perfect 6-of-6 effort at the foul line ... finished with 13 points and team highs of eight rebounds and four assists in Feb. 27 win at Cleveland State ... scored first seven points of game en route to 12-point, eight-rebound effort in Horizon League semifinal win over Cleveland State Mar. 7.

2013-14 (John A. Logan): A First Team All-Region 24 and First Team All-Conference selection ... ranked among team leaders, averaging 13.4 points and 5.5 rebounds per game ... shot at a 50% clip from the floor and 77.4% from the foul line ... helped team to 20-win season.

2012-13 (Arizona Western): Averaged 11.1 points and 4.4 rebounds per game ... helped AWC to 25 victories and a spot in the nation's top-25.

Prep: A two-year letterwinner for the Wolverines ... helped the Chicago Public League powerhouse to back-to-back Illinois class 4A state titles ... played AAU basketball for Meanstreets (2009-2010), Warriors (2008) and Chicago Hawks (2007).

Personal: Darien is the son of Felton and Ruby Walker ... major is communication.

2014-15 SEASON HIGHS

Points	21, twice (M.R. 2/25/15)
Rebounds	12, at UIC (1/31/15)
Assists	7, at James Madison (12/29/14)
Steals	2, six times (M.R. 2/21/15)
Blocks	2, Youngstown St. (1/4/15)
FG Made	7, three times (M.R. 2/4/15)
3PT Made	5, East Tennessee St. (11/14/14)
FT Made	7, Youngstown St. (1/4/15)


#10 David Skara

F * 6'8" * 215 * Freshman

Zadar, Croatia

Ekonomska Skola Zadar

- Horizon League All-Tournament Team member in 2014-15



2014-15: Made Crusader debut in season opener Nov. 14 against ETSU ... poured in 11 points and five rebounds, four offensive, in 15 minutes of action off the bench ... chipped in five points Nov. 16 at Missouri ... led the Crusaders in Nov. 19 win over IU South Bend with 17 points in 25 minutes off the bench ... went 6-of-9 from the field, including a pair of 3-pointers in the win over the Titans ... also handed out a game-best six assists without committing a turnover and grabbed five rebounds ... scored ten second-half points, including pair of 3-pointers, grabbed three rebounds and blocked two shots in Nov. 23 win over Maine ... scored 10 points (3-4 FG, 4-4 FT) in victory over Murray State Nov. 29 ... chipped in seven points and three rebounds the next day in win against Portland ... led all players with nine rebounds Dec. 3 in win at Eastern Kentucky, while also handing out three assists ... registered six points and four rebounds against Saint Louis Dec. 6 ... made first career start Dec. 10 against Trinity International, finishing with 11 points (5-8 FG), four rebounds and three assists in the win ... recorded five points and four rebounds in Dec. 20 win over IPFW ... went a perfect 4-4 from the field, scoring nine points, grabbing seven rebounds and handing out four assists Dec. 21 in victory over Goshen ... finished with five points and a pair of rebounds in win over Youngstown State Jan. 4 ... posted five points, two rebounds and two assists Jan. 8 in win over UIC ... grabbed seven rebounds in win at Wright State Jan. 17 ... tied for team-high honors with six rebounds in win at Youngstown State Jan. 20 ... posted best effort of the year against a Division I opponent Jan. 26, scoring 14 points (4-5 FG; 5-5 FT) and grabbing three rebounds in win over Milwaukee ... handed out four assists while committing just one turnover, also blocking a pair of shots Jan. 31 in win at UIC ... tallied four assists and three steals in win versus Detroit Feb. 4 ... scored 14 points in 29 minutes off the bench in Feb. 8 win over Oakland, hitting a pair of 3-pointers and going 4-of-4 from the foul line ... finished with four points, three rebounds and three assists in Feb. 13 win against Green Bay ... pulled down six rebounds in Feb. 21 win over Wright State ... chipped in five points and three rebounds Feb. 25 at Detroit ... enjoyed perhaps his best game of the year in Horizon League title game win over Green Bay Mar. 10, playing 28 minutes off the bench and going 5-of-8 from the floor for 12 points to go with a pair of steals ... named to All-Tournament Team.

Prep: Attended Ekonomska Skola Zadar in Croatia ... represented Croatia at the 2012 FIBA U17 World Championship, helping team capture bronze medal ... appeared in four games at the U17 World Championship, scoring ten points and grabbing five rebounds in a win over South Korea ... played last season at Midwest Elite Prep Academy in Merrillville, averaging 16 points and eight rebounds per game for the Warriors.

Personal: David is the son of Mladen and Slavica Skara ... major is international business.

2014-15 SEASON HIGHS

Points	17, IU South Bend (11/19/14)
Rebounds	9, at Eastern Kentucky (12/3/14)
Assists	6, IU South Bend (11/19/14)
Steals	3, Detroit (2/4/15)
Blocks	2, three times (M.R. 1/31/15)
FG Made	6, IU South Bend (11/19/14)
3PT Made	2, four times (M.R. 3/10/15)
FT Made	5, Milwaukee (1/26/15)

#14 Vashil Fernandez

C * 6'10" * 245 * Senior

Kingston, Jamaica

Princeton Day [Md.] Academy



- 2014-15 Horizon League Defensive Player of the Year; member of All-Defensive Team

- Ranks second in Valpo history in career blocked shots

- Holds program single-season record for blocked shots, set this season; also owns fifth highest single-season mark, set as a junior in 2013-14

2014-15: Grabbed five rebounds and blocked a pair of shots in Nov. 14 season-opening win over ETSU ... followed with another five-rebound, two-block effort two days later at Missouri ... picked up third career double-double Nov. 19 in win over IU South Bend, tallying 13 points (4-6 FG, 5-6 FT) and 10 rebounds (six offensive) ... tied career high for free throws made and also rejected three shots against the Titans ... registered 11 points, seven rebounds and five blocks in win over Arkansas-Pine Bluff Nov. 21 ... went 3-of-4 from the field and 5-of-6 from the foul line against the Lions ... two days later, finished with six points, six rebounds, six blocked shots, and career highs with four steals and two assists in victory over Maine ... earned spot on CMU All-Tournament Team ... scored five points and grabbed seven rebounds in Nov. 28 win against Drake ... matched season best with ten rebounds while going against one of the nation's tallest front lines Nov. 30 in victory over Portland, also blocking three shots ... was a perfect 6-of-6 from the floor, setting a new career high for field goals made, for 12 points in Dec. 3 win at Eastern Kentucky ... also grabbed six rebounds against the Colonels ... knocked down all three of his field goal attempts and four free throw attempts for ten points off the bench in Dec. 10 win over Trinity International ... also registered six rebounds and four blocked shots ... scored eight points, grabbed five rebounds and blocked six shots Dec. 20 in win at IPFW ... set a new career high and broke Valpo's single-game blocked shots record Dec. 21 against Goshen, tallying eight rejections ... also scored six points and pulled down eight rebounds in the win over the Maple Leafs ... tallied six points, seven rebounds and four blocks Dec. 29 at James Madison in winning effort ... tallied seven points and six rebounds Jan. 2 at Oakland ... grabbed season-best 13 rebounds, eight of which came on the offensive glass, to go with eight points and three blocks Jan. 4 in win over Youngstown State ... set a new career best with 15 points on 6-of-6 shooting in Jan. 8 win over UIC ... also tallied eight rebounds and four blocked shots in the win over the Flames ... hit all three of his field goal attempts for seven points in Jan. 10 win over Cleveland State ... led Crusaders with 14 points (6-8 FG) and nine rebounds Jan. 17 in win at Wright State ... scored 10 of his points against the Raiders in the second half, including eight in the final 3:30 ... tallied eight points and three blocked shots in Jan. 20 win at Youngstown State ... scored eight points and blocked four shots Jan. 23 at Green Bay ... registered six points and two blocks Jan. 26 against Milwaukee ... broke Valpo's single-season blocks record (previously 71) with third rejection at UIC Jan. 31 ... ended win over the Flames with seven points, nine rebounds and four blocks ... tallied five points, six rebounds and three blocks Feb. 4 in win against Detroit ... hit all five of his field goal attempts in 11-point, seven-rebound effort versus Oakland Feb. 8 ... grabbed eight rebounds and blocked three shots in win over Green Bay Feb. 13 ... blocked four shots at Detroit Feb. 25 ... approached double-double in regular season finale at Cleveland State Feb. 27, finishing with nine points and eight rebounds ... tallied six points, five rebounds and five blocked shots in Horizon League title game win over Green Bay on Mar. 10.

Summer of 2014: Member of Jamaican national team for 2014 Centrobasket ... appeared in all four games for Jamaica, grabbing eight rebounds.

CAREER HIGHS

Points	15, UIC (1/8/15)
Rebounds	14, at East Tennessee St. (12/29/13)
Assists	2, three times (M.R. 2/13/15)
Steals	4, vs. Maine (11/23/14)
Blocks	8, Goshen (12/21/14)
FG Made	6, three times (M.R. 1/17/15)
3PT Made	
FT Made	5, three times (M.R. 11/21/14)

2014-15 SEASON HIGHS

Points	15, UIC (1/8/15)
Rebounds	13, Youngstown St. (1/4/15)
Assists	2, three times (M.R. 2/13/15)
Steals	4, vs. Maine (11/23/14)
Blocks	8, Goshen (12/21/14)
FG Made	6, three times (M.R. 1/17/15)
3PT Made	
FT Made	5, twice (M.R. 11/21/14)

#14 Vashil Fernandez

C * 6'10" * 245 * Senior

Kingston, Jamaica

Princeton Day [Md.] Academy

2013-14: Appeared in all 34 games for the Crusaders as a junior, starting 17 times ... started 15 of Valpo's 16 Horizon League games ... averaged 4.3 points and 5.1 rebounds per game ... led Valpo in rebounding nine times ... tallied 58 blocked shots, fourth-most in a single season in Crusader history ... ranked third in the league with 1.7 blocks/game ... averaged 2.4 blocks/game within league play, second-most among Horizon League players ... shot 57.8% from the floor on the season ... registered at least three blocks on nine occasions, including a then-program record-tying seven rejections Jan. 25 at UIC ... opened season with career-high 14-point effort in win over Murray State (Nov. 8) ... pulled down eight rebounds Nov. 10 versus North Park ... registered first career double-double Nov. 30 versus Cincinnati Christian, tallying 11 points and 12 rebounds ... registered double-double at East Tennessee State Dec. 29, playing a career-high 31 minutes and finishing with 10 points and a career-best 14 rebounds ... eight of his 14 rebounds at ETSU came on the offensive glass ... blocked five shots and grabbed seven rebounds Jan. 10 against Wright State ... tallied eight rebounds in win over Youngstown State Feb. 22 ... shot perfect 4-for-4 from the floor for 10 points at Wright State Feb. 25 ... tallied nine points and seven rebounds, including six offensive, Mar. 18 in CIT game versus Columbia ... member of Horizon League Academic Honor Roll.

Summer of 2013: Traveled with an Athletes in Action team to New Zealand in August ... played for Jamaica in its first-ever appearance at the FIBA Americas Championship in September ... appeared in four games for Jamaica ... picked up a blocked shot in win over Argentina, the world's third-ranked team ... grabbed two rebounds against eventual champions Mexico.

2012-13: Made 27 appearances off the bench in his first year playing for the Crusaders ... scored 30 points and grabbed 38 rebounds on the season ... averaged one blocked shot per 11 minutes of playing time ... opened Crusader career with five points, including a pair of dunks, and three rebounds in win over Georgia Southern Nov. 9 ... blocked season-high four shots in front of a national TV audience against Northern Illinois Nov. 13 ... blocked two shots in win at Kent State Nov. 18 ... grabbed five rebounds at Saint Louis Dec. 2 ... set season high with six rebounds in victory over Purdue Calumet Dec. 22, a mark he would match in just 10 minutes in BracketBusters win over Eastern Kentucky Feb. 23 ... combined to go 5-of-7 from the floor, including three dunks, in wins over Milwaukee Jan. 12 and Feb. 1 ... blocked two shots apiece in back-to-back league games against Milwaukee and UIC in early February ... named to the NABC Honors Court ... member of Horizon League Academic Honor Roll.

Summer of 2012: Made his senior international debut for Jamaica at the 2012 FIBA Men's Central American and Caribbean Basketball Championship (Centrobasket) ... debuted in win over U.S. Virgin Islands, grabbing a rebound in two minutes of action ... played three minutes and pulled down a board in bronze medal win against Panama, Jamaica's top-ever finish at the tournament.

2011-12: Sat out his first season at Valparaiso.

Prep: Concluded high school career with one season at Princeton Day Academy in Maryland ... posted a double-double over the second half of the year while also registering nearly five blocks per game ... helped Princeton Day to National Christian Schools Athletics Association (NCSAA) regional title ... previously played at Calabar H.S. in Jamaica ... averaged nearly a triple-double in points, rebounds and blocked shots ... led conference during 2009-2010 season in both rebounds and blocked shots ... one of the founding players of the Jamaica Basketball Academy ... academically, ranked first in class in both 2008-2009 and 2009-2010.

Personal: Vashil is the son of Sophia Green ... graduated with bachelor's degree in international business in May of 2014 ... currently pursuing master's degree in international commerce & policy.



Vashil Fernandez balances fatherhood, basketball, grad school at Valpo

by Michael Osipoff, Post-Tribune

The statistics flow freely from Vashil Fernandez.

Off the top of his head, rolling off his tongue.

Seven and 14.4. Twenty-one.

They have nothing to do with basketball.

They have everything to do with his daughter, Maia Lyn Fernandez.

Her weight when she was born on Oct. 18? Seven pounds, 14.4 ounces. Her length? Twenty-one inches.

The only personal basketball statistic Fernandez knows? Not his blocked shots, a category in which he ranks among the national leaders, or points or rebounds. It's his 52.4 percent-shooting from the foul line.

"That's bad," Valparaiso's 6-foot-10 senior center says, shaking his head.

Earlier in his relatively short playing career, Fernandez would have memorized every number.

But so much has changed for the 23-year-old from Jamaica.

Now, all he cares about is that the Crusaders are winning, having an historic season that could again land them in the NCAA tournament, and his burgeoning family.

It has been a remarkable journey for Fernandez.

He grew up in a house with 15 kids, didn't start playing basketball until he was 17 years old, and lost a year of college eligibility.

He has developed dramatically from a little-used sophomore with the Crusaders to a game-changing defender — earlier this week he was named the Horizon League Defensive Player of the Year — and a credible offensive player.

He already has earned his bachelor's degree in international business — the first person among his relatives to attend college — has become a father, and gotten engaged.

On Valparaiso's Senior Night against Wright State, his post-game, mid-court marriage proposal to girlfriend — and now fiancée — Bridget Eichner was a special moment. The couple's daughter, and Eichner's parents, were at the Athletics-Recreation Center, along with thousands of spectators.

"Most people know I'm not married yet," Fernandez said. "We're not perfect, we all make mistakes. I am trying to be a good father and, in the future, a good husband. God knows what's in my heart."

Fernandez has embraced fatherhood and domestic life. Changing Maia's diapers, feeding her, bathing her — his favorite, because she has so much fun in the water — picking out clothes and dressing her, preparing meals for the adults.

He does this all while juggling basketball and his academic schedule, as he should complete his master's degree by the summer.

"We've had some talks," said Valparaiso coach Bryce Drew, whose wife gave birth to their son last spring. "He's definitely had a lot on his plate, and he's done a tremendous job balancing it. It's probably nothing I could've done at his age."

In a sense, Fernandez is accustomed to such responsibility. The second oldest of six siblings — four boys, two girls — he and his brother helped take care of the younger children in his grandmother's household, which also included various cousins.

Fernandez lived with his grandmother in a rural part of Jamaica for 16 years, while his mother worked in urban Kingston, the capital, to provide for their family. His father?

"I never met the guy," he said matter of factly but clearly, a situation that has affected his doting approach. "I've heard stories that he's from Brazil — which is why I have the name Fernandez — that he died when I was 12, that he's still living. I never really looked too much into that, I really don't let it bother me too much. I'm alive, I'm doing well."

Fernandez would mostly spend weekends with his mother, Sophia Green, before moving to live with her for the two years preceding his departure from his native country to the United States.

Changing high schools apparently is what prevented the NCAA Clearinghouse from deeming Fernandez eligible as a freshman at Valparaiso, even though he played just one season in his homeland, amounting to a dozen games.

He then played at Princeton Day Academy, located in Maryland near Washington, D.C., in 2010-11. He attracted interest from colleges such as Florida State, Florida Gulf Coast, TCU and Washington, before committing to Valparaiso.

"At first, it was really difficult (to sit out his freshman year)," Fernandez said. "But I developed a mindset where every practice was a game. The coaches talked to me, and I decided to try to get better each day, and that helped me become the player I am now."

Even now, Crusaders coaches speak about how Fernandez — who in his younger years participated in track and field, and played soccer and cricket — still is relatively inexperienced, still relatively new to basketball, still learning.

They note that most players have as many games under their belts by eighth grade as Fernandez does now. Or, alternatively, as many as they play in high school alone.

But Drew felt Fernandez had turned a corner in the middle of last season, pushed by Alabama graduate transfer Moussa Gueye. When the league schedule started, Fernandez moved into the starting lineup.

Fernandez, praised for his willingness to listen and to work to improve, also credits playing for the Jamaican national team each of the last three summers for helping to expedite his growth.

"Playing against that competition, guys who have played at the highest level, you have to get better as an individual," he says.

"Not a lot of people can tell you they've played for their country," he adds, beaming with pride. "Putting on that green, black and gold jersey is a phenomenal experience."

Last season, Fernandez averaged 4.3 points, 5.1 rebounds and 1.7 blocks.

This season, he is averaging 6.9 points on a team-best 57.0 percent shooting with 6.0 rebounds and 2.9 blocks. The blocks rank 11th nationally. As he has decreased his fouls, he has increased his production, with a school-record 90 blocks — eclipsing Gueye's 71 from last season — including a school-record eight against Goshen.

He stands second with 162 career blocks — again, in just three seasons — behind Raitis Grafts, who had 228 from 1999-2003.

Fernandez has implemented a sweeping hook as part of an at least somewhat-expanded repertoire on offense this season.

But defense remains his forte, serving as the anchor for the stingy Crusaders. He's a rim protector whose presence alters the strategy of opponents, rendering them hesitant to enter the paint on drives or post-ups.

"As a defender on the perimeter, obviously you don't want your guy to go by you, but you know when he does, you have a safety valve," sophomore Alec Peters said. "He's an extra defender for you to use, almost like an extra out of bounds line on the court."

What about off the court?

"He's a very social, very fun-loving kind of person," Peters said.

Indeed, Fernandez has an infectious demeanor, netting him the highly unofficial title of "Most Popular Person on Campus."

He laughs at such suggestions, simply saying his grandmother taught him to respect all people.

Apparently, the apple doesn't fall far from the tree.

"I thank God for blessing me with an awesome, wonderful child," Fernandez said. "She is pretty laid-back like I am. She has her daddy's personality."

"She goes to sleep really good, sleeps through the night. She's never fussy, never crying."

With one of the youngest teams in the country, the Crusaders have a bright future. But there will be a sadness when Fernandez, with his athletic and social contributions, is no longer part of the equation.

"It's always a leap of faith to leave your home country, and go somewhere you don't know anyone," Drew said. "Just even adjusting to a cold climate. And then not being able to play his freshman year, and continuing to work hard. When we brought Moussa in, he could've pouted or wanted to transfer, yet he kept working harder and harder."

"It's definitely been some ups and downs, but he's a better player, a better man, and more prepared for life."

#15 Lexus Williams

G * 6'0" * 160 * Sophomore
Chicago, Ill.
Marist



- Member of the Horizon League All-Freshman Team in 2013-14

2014-15: Has missed entire season due to offseason knee injury.

2013-14: Earned spot on the Horizon League All-Freshman Team for his rookie season ... appeared in all 34 games for the Crusaders, making 23 starts ... averaged 6.5 points and 2.4 assists per game, the latter ranking second on the team ... paced Valpo with 35 steals on the year ... scored in double figures eight times ... debuted with eight points in win over Murray State Nov. 8 ... earned first career start Nov. 23 versus James Madison and scored in double digits for the first time, hitting 5-of-7 from the floor for 12 points to go with season-high four steals ... played 51 minutes in triple-overtime contest against Mercer Nov. 29, scoring 15 points ... earned Horizon League Freshman of the Week honor Dec. 2 for performances against UCF (Nov. 26 - 10 points, four assists), Mercer and Cincinnati Christian (Nov. 30 - 11 points, career-high eight rebounds) ... scored 11 points in back-to-back games to kick off league play Jan. 2 against UIC and Jan. 4 at Oakland ... paced the Crusaders with a season-best 22 points in win at Detroit Jan. 15 ... hit 5-of-7 from the floor and 10-of-12 from the free throw line against the Titans ... followed with 12 points the next game versus Milwaukee Jan. 18 ... earned HL Freshman of the Week accolades for the second time Jan. 20 ... dished out season-high eight assists in win over Green Bay Jan. 29.

Prep: A four-year letterwinner for the Redhawks ... earned All-Conference honors as a senior ... led Marist to regional final during his final season after helping program capture the regional championship as a junior ... set program record for assists as a senior ... named SouthtownStar Boys Basketball Player of the Week in November of 2012 after averaging better than 26 points per game in leading Marist to the District 218 tournament title ... played AAU basketball for the D-Rose All-Stars for two years after previously playing with Ferrari.

Personal: Lexus is the son of Reggie and Annetta Williams ... major is accounting ... born May 23, 1995.

CAREER HIGHS

Points	22, at Detroit (1/15/14)
Rebounds	8, Cincinnati Christian (11/30/13)
Assists	8, Green Bay (1/29/14)
Steals	4, twice (M.R. 11/23/13)
Blocks	1, three times (M.R. 2/1/14)
FG Made	6, Mercer (11/29/13)
3PT Made	3, twice (M.R. 1/4/14)
FT Made	10, at Detroit (1/15/14)

2014-15 SEASON HIGHS


Points
Rebounds
Assists
Steals
Blocks
FG Made
3PT Made
FT Made

#22 Nick Davidson

G * 6'4" * 195 * Sophomore

Munster, Ind.

Andrean



2014-15: Saw 11 minutes of action in win over IU South Bend Nov. 19, hitting a 3-pointer and registering two steals ... connected on 3-pointers on back-to-back possessions in Nov. 23 win over Maine, and also added a rebound and a steal in 12 minutes of playing time ... grabbed a pair of rebounds Nov. 28 in victory against Drake ... earned first career start Dec. 10 against Trinity International, playing 19 minutes and finishing with four points, two rebounds and two assists ... played eight minutes off the bench in Dec. 21 win over Goshen, handing out two assists and draining his sole 3-point attempt ... scored career-best eight points in win at James Madison Dec. 29, knocking down both of his 3-point attempts and going a perfect 2-of-2 from the free throw line ... scored four points and tallied an assist in 11 minutes of action in Jan. 8 win over UIC.

2013-14: Appeared in 14 games off the bench during his freshman season ... debuted Nov. 10 against North Park with five points and three rebounds ... scored season-best seven points versus Cincinnati Christian Nov. 30, including a perfect 4-of-4 effort from the foul line ... also tallied five assists against CCU ... knocked down 3-pointer at UCF Dec. 22 ... scored four points at Cleveland State Jan. 25.

Prep: A four-year letterwinner for the 59ers ... named Player of the Year by both the NWI Times and the Post-Tribune as a senior ... helped squad capture regional title in 2013 ... First Team All-Area in each of his final two seasons ... named an Indiana Junior All-Star following his junior season ... a four-time First Team All-Conference honoree ... helped Andrean earn sectional championships in each of his four seasons ... played AAU basketball for Meanstreets Basketball, along with teammate Jubril Adekoya ... Meanstreets won a number of tournaments, including adidas Invitational and Nike Best of the Midwest Tournament.

Personal: Nick is the son of Greg Davidson and Kathy Korwek ... major is nursing.

CAREER HIGHS

Points	8, at James Madison (12/29/14)
Rebounds	3, North Park (11/10/13)
Assists	5, Cincinnati Christian (11/30/13)
Steals	2, twice (M.R. 11/19/14)
Blocks	
FG Made	2, four times (M.R. 12/29/14)
3PT Made	2, twice (M.R. 12/29/14)
FT Made	4, Cincinnati Christian (11/30/13)

2014-15 SEASON HIGHS


Points	8, at James Madison (12/29/14)
Rebounds	2, three times (M.R. 12/29/14)
Assists	2, twice (M.R. 12/21/14)
Steals	2, IU South Bend (11/19/14)
Blocks	
FG Made	2, twice (M.R. 12/29/14)
3PT Made	2, twice (M.R. 12/29/14)
FT Made	2, three times (M.R. 1/8/15)

#23 Jubril Adekoya

F * 6'7" * 230 * Sophomore

Tinley Park, Ill.

Andrew



- 2014-15 Horizon League Sixth Man of the Year

2014-15: Opened season with eight points and six rebounds in starting assignment Nov. 14 in victory over ETSU ... pulled down game-high eight rebounds at Missouri Nov. 16 ... went 4-of-5 from the floor for eight points while also grabbing six rebounds and blocking a pair of shots Nov. 19 in win over IU South Bend ... tallied seven points and seven rebounds in Nov. 21 win over Arkansas-Pine Bluff ... chipped in six points and five rebounds in Nov. 28 win over Drake ... went for four points, seven rebounds and three assists the next night against Murray State ... started Dec. 10 against Trinity International, finishing with five points ... sat out Dec. 20 (IPFW) and Dec. 21 (Goshen) games due to suspension [violation of athletic department rules] ... returned to lineup Dec. 29 at James Madison, playing 19 minutes off the bench ... put together best game of the season Jan. 2 at Oakland, hitting all three of his field goal attempts, scoring seven points and matching career high with nine rebounds ... also came up with four assists and two steals against the Golden Grizzlies ... totaled four points and four rebounds in win over Youngstown State Jan. 4 ... went 4-of-5 from the field, scoring a season-high 10 points Jan. 8 in win over UIC ... also matched career high with nine rebounds against the Flames ... picked up six points and four assists in win over Cleveland State Jan. 10 ... finished with seven points and four rebounds in Jan. 17 win at Wright State ... set a new career high with 14 points, going 7-of-8 from the field, in win at Youngstown State Jan. 20 ... tallied four points and four rebounds in Jan. 26 win versus Milwaukee ... scored four points and grabbed six rebounds Jan. 31 in win at UIC ... scored six points, including a perfect 4-of-4 from the foul line, in win over Detroit Feb. 4 ... grabbed seven rebounds in just 14 minutes of action Feb. 8 in win over Oakland ... chipped in eight points and four rebounds in Feb. 13 win over Green Bay ... grabbed seven rebounds in Feb. 21 win over Wright State ... totaled six points and six rebounds Feb. 25 at Detroit ... posted five points and five rebounds in Horizon League tournament title game victory Mar. 10 over Green Bay.

2013-14: Saw action in all 34 games for the Crusaders as a freshman, starting 24 times ... averaged 5.8 points and 3.4 rebounds per game ... shot 53.7% from the floor on the season ... led Valpo in rebounding on four occasions ... went a perfect 4-for-4 from the floor for 11 points in second career game, Nov. 10 versus North Park - first of seven double-figure efforts on the year ... played 14 second-half minutes in comeback effort Nov. 20 at Evansville, recording four points, three rebounds and season-high six assists ... tallied seven points and eight rebounds in win over Cincinnati Christian Nov. 30 ... followed with 12-point, eight-rebound effort in Dec. 4 win at Ball State, going 5-of-6 from the floor ... narrowly missed double-double at Detroit Jan. 15, recording 11 points and nine rebounds ... scored season-best 13 points Jan. 23 at Youngstown State ... followed two games later with 5-of-6 effort from the field for 12 points in Jan. 29 win over Green Bay ... scored 11 points in return showdown with the Phoenix in Green Bay Feb. 20.

Prep: A four-year letterwinner for the Thunderbolts ... a Third Team All-State honoree as a senior ... two-time All-Area and three-time All-Conference honoree ... finished career as school's all-time leading scorer and rebounder ... also set program records for single-game and single-season rebound totals, as well as mark for most free throws in a game and most field goals in a career ... three-time First Team All-Tournament honoree at Kankakee Holiday Tournament, earning MVP honors in 2012 ... also earned two letters in track and field, setting freshman and sophomore distance records in the discus and shot put ... played AAU basketball for Meanstreets Basketball, along with teammate Nick Davidson ... Meanstreets won a number of tournaments, including adidas Invitational and Nike Best of the Midwest Tournament.

Personal: Jubril is the son of Ade and Sade Adekoya ... major is sports management with a business minor.

CAREER HIGHS

Points	14, at Youngstown St. (1/20/15)
Rebounds	9, three times (M.R. 1/8/15)
Assists	6, at Evansville (11/20/13)
Steals	4, at Oakland (1/4/14)
Blocks	2, IU South Bend (11/19/14)
FG Made	7, at Youngstown St. (1/20/15)
3PT Made	1, five times (M.R. 1/8/15)
FT Made	5, twice (M.R. 1/23/14)

2014-15 SEASON HIGHS

Points	14, at Youngstown St. (1/20/15)
Rebounds	9, twice (M.R. 1/8/15)
Assists	4, at Oakland (1/2/15)
Steals	2, three times (1/8/15)
Blocks	2, IU South Bend (11/19/14)
FG Made	7, at Youngstown St. (1/20/15)
3PT Made	1, UIC (1/8/15)
FT Made	4, twice (M.R. 2/25/15)

#25 Alec Peters

F * 6'9" * 225 * Sophomore
Washington, Ill.
Washington



- 2014-15 First Team All-Horizon League selection
- 2014-15 Horizon League Championship MVP and All-Tournament Team selection
- Two-time Horizon League Player of the Week in 2014-15
- 2013-14 Horizon League All-Freshman Team choice and four-time Freshman of the Week
- Enters NCAA Tournament fifth in program history in a single season in 3-point percentage and seventh in 3-pointers made
- Ranks sixth in Valpo history in career 3-point percentage

2014-15: Opened season with stellar 27-point effort in win over ETSU Nov. 14 ... went 9-of-15 from the floor, including 4-of-6 from behind the 3-point line, and 5-of-6 from the foul line in the victory ... also grabbed six rebounds and blocked a pair of shots ... scored seven points and grabbed four rebounds in 27 foul-plagued minutes at Missouri Nov. 16 ... needed just 17 minutes to score 14 points in Nov. 19 win over IU South Bend, going 5-of-7 from the floor, including a pair of 3-pointers ... went 9-of-13 from the field and scored team-high 19 points to go with seven rebounds in win over Arkansas-Pine Bluff Nov. 21 ... was 8-of-9 inside the arc attacking the middle of the Lions' zone ... registered a career-high 31 points in just 21 minutes in morning win over Maine Nov. 23 ... went 9-of-13 from the floor against the Black Bears (4-of-6 3PT) and a career-best 9-of-10 from the foul line ... scored 22 of his points against Maine in the first half, helping stake Valpo to 25-point halftime lead ... became just third player in last two decades at Valpo (Bryce Drew, Brandon Wood) to score 30 or more points three times in a career ... earned spot on CMU All-Tournament Team for performances versus UAPB and Maine ... named Horizon League Player of the Week by the league office and by College Sports Madness on Nov. 24 ... named Most Valuable Player of the Challenge in Music City ... opened tournament with ten points and six rebounds Nov. 28 in win over Drake ... exploded for 26 points in rout of Murray State the next night, going 9-of-14 from the field and 5-of-8 from beyond the 3-point line ... also grabbed game-high eight rebounds against the Racers ... closed tournament by scoring 20 points on 8-of-13 shooting (4-6 3PT) in victory over Portland Nov. 30 ... scored 15 of his points against the Pilots in the first half, helping stake Valpo to a 22-point halftime lead ... repeated as College Sports Madness HL Player of the Week Dec. 1 ... matched career best with seven 3-pointers, going 7-of-8 from downtown for 21 points in Dec. 3 win at Eastern Kentucky ... became just second player all-time at Valpo to post multiple games with at least seven triples in their career (Bryce Drew) ... paced Valpo with nine points (4-14 FG) vs. Saint Louis Dec. 6 ... registered second career double-double in Dec. 13 win over Ball State, recording 23 points (7-16 FG; 3-8 3PT; 6-6 FT) and a season-best ten rebounds ... also set a new career high with four steals against the Cardinals ... after being held scoreless in the first half in nine foul-plagued minutes Dec. 20 at IPFW, exploded for 23 points in the second half to lead Crusaders to come-from-behind win ... went 8-of-13 from the field in the final 20 minutes and hit four 3-pointers, including three in the final 6:15 ... also grabbed five rebounds and handed out three assists in the win ... then, less than 24 hours later, poured in 29 points in just 21 minutes of action in win over Goshen ... went 10-of-17 from the field against the Maple Leafs - matching his career high for field goals made - and connected on four 3-pointers ... named Horizon League Player of the Week by the league office (second time) and College Sports Madness (third time) Dec. 22 ... posted second double-double of the year Dec. 29 at James Madison, going for 19 points (7-15 FG; 3-6 3PT) and ten rebounds ... paced Crusaders with ten rebounds Jan. 2 at Oakland, but was limited to just seven points (3-11 FG) ... just missed a double-double in Jan. 4 win over Youngstown State, leading the Crusaders with 18 points and pulling down nine rebounds ... tallied 11 points and six rebounds in win over UIC Jan. 8 ... scored 24 points on just 10 field goal attempts to lead all players in win over Cleveland State Jan. 10 ... went 6-of-10 from the floor, including 5-of-7 from 3-point range, and was a perfect 7-of-7 from the foul line in the win over the Vikings ... posted 11 points and seven rebounds in Jan. 17 win at Wright State ... led all players with 18 points and six rebounds in win at Youngstown State Jan. 20 ... scored nine points (4-11 FG) and grabbed four rebounds at Green Bay Jan. 23 ... matched career high with 10 field goals made, going 10-of-14 from the field in 24-point, six-rebound performance versus Milwaukee Jan. 26 ... led the Crusaders with 19 points and also grabbed seven rebounds in Jan. 31 win at UIC ... picked up third double-double of the season with 12 points and 10 rebounds in win over Detroit Feb. 4 ... matched season high for rebounds and assists (4) versus the Titans ... scored 11 points (3-4 FG) and grabbed nine rebounds in Feb. 8 win over Oakland, including key 3-pointer with 2:27 to play ... recorded a double-double in the second half alone, posting 12 points and 10 rebounds in Feb. 13 win against Green Bay ... hit four of his six 3-point attempts in 15-point, eight-rebound effort at Milwaukee in Feb. 15 win ... registered another double-double with 17 points and 10 rebounds in Feb. 21 victory over Wright State ... made it four double-doubles in six games, posting 13 points and 11 rebounds Feb. 25 at Detroit ... led Crusaders with 15 points on 5-6 FG in Feb. 27 win at Cleveland State, including key four-point play with 1:14 to play ... led all players with 22 points, including four in final minute, and also grabbed eight rebounds in Mar. 7 HL semifinal win over Cleveland State ... scored nine points and grabbed four rebounds in Horizon League title game win over Green Bay Mar. 10.

CAREER HIGHS

Points	31, vs. Maine (11/23/14)
Rebounds	13, at Ohio (11/17/13)
Assists	5, Mercer (11/29/13)
Steals	4, Ball St. (12/13/14)
Blocks	2, twice (M.R. 3/7/15)
FG Made	10, four times (M.R. 1/26/15)
3PT Made	7, twice (M.R. 12/3/14)
FT Made	9, vs. Maine (11/23/14)

2014-15 SEASON HIGHS

Points	31, vs. Maine (11/23/14)
Rebounds	11, at Detroit (2/25/15)
Assists	4, twice (M.R. 2/4/15)
Steals	4, Ball St. (12/13/14)
Blocks	2, twice (M.R. 3/7/15)
FG Made	10, twice (M.R. 1/26/15)
3PT Made	7, at Eastern Kentucky (12/3/14)
FT Made	9, vs. Maine (11/23/14)

#25 Alec Peters

F * 6'9" * 225 * Sophomore
Washington, Ill.
Washington

2013-14: Appeared in all 34 of the Crusaders' games as a freshman ... named to Horizon League All-Freshman Team ... four-time league Freshman of the Week ... averaged 12.7 points and 4.8 rebounds per game on the season ... highest-scoring Valpo freshman since Lubos Barton in 1998-99 ... posted most rebounds by a Crusader freshman since Raitis Grafts in 1999-2000 ... led Crusaders in scoring 12 times and in rebounding on nine occasions ... finished season 10th in the league in field goal percentage (.490), 3-point percentage (.383) and 3-pointers/game (1.7) ... also ranked among league's top-15 in scoring and free throw percentage (.773) ... debuted with 12 points and eight rebounds in win over Murray State Nov. 8 ... earned first league Freshman of the Week award Nov. 11 ... registered a double-double at Ohio Nov. 17 with 16 points and a season-high 13 rebounds ... followed by scoring 30 points at Evansville Nov. 20 ... hit 10-of-15 from the floor, including seven 3-pointers, against the Purple Aces ... 30 points matched the most by a Valpo freshman since Grafts in January of 2000 ... followed with a 15-point effort versus James Madison next time out ... picked up HL Freshman of the Week honors Nov. 25 ... narrowly missed double-double with 22 points and nine rebounds in triple-OT outing against Mercer Nov. 29 ... tallied second 30-point effort of the season Dec. 14 in win over Loyola Marymount, going 9-16 from the field (4-7 3PT) and 8-of-9 from the foul line ... became just the fifth Crusader in the past two decades to score 30+ points at least twice in a career ... awarded league Player of the Week honor from College Sports Madness and earned third HL Freshman of the Week accolade Dec. 16 ... closed season strong, scoring in double figures in eight of the Crusaders' last ten games and leading Valpo in scoring eight times ... opened stretch with 16-point effort against Detroit Feb. 7 ... poured in 22 points, including five 3-pointers, in win over Youngstown State Feb. 22 ... received final HL Freshman of the Week accolade Feb. 24 ... stood out in opening round of Horizon League Championship in the Crusaders' win over UIC Mar. 4 ... missed just one shot from the floor, going 10-of-11, while also going 7-of-10 from the foul line for 29 points, just one shy of his season high ... set new HL Championship record for field goal percentage in a game (.909) ... also paced the Crusaders versus the Flames with eight rebounds ... followed with 18 points in second-round action against Milwaukee Mar. 7 ... went a perfect 13-of-13 from inside the 3-point line in the Crusaders' two HL Championship games ... led the Crusaders in their CIT game against Columbia Mar. 18 with 14 points.

Prep: A four-year letterwinner for the Panthers ... finished fifth in Illinois Mr. Basketball voting as a senior ... led Washington to 28 wins and a spot in the regional finals in his final season ... a First Team All-State selection in each of his final two seasons ... also twice earned First Team All-Conference honors ... led squad to title at State Farm Tournament of Champions as a senior, earning tournament MVP honors ... played AAU basketball for Peoria Irish ... also earned two letters in football.

Personal: Alec is the son of Jeff and Carrie Peters ... major is sports management.

Champion in Community: Alec Peters

by Aaron Leavitt, ValpoAthletics.com

A double-double in a player's fourth career game at the Division I level is normally cause for celebration. But for Valparaiso forward Alec Peters, the optimism was tempered by the fact the Crusaders had lost. Little did Peters know that the result of the game would be the least of his concerns that night.

Just before the Crusaders tipped off at Ohio on Sunday, November 17, 2013, an EF4 tornado swept through Peters' hometown of Washington, Ill., destroying hundreds of homes.

"We got done with our postgame talk, and then I see the coaches rushing over to me with a phone, telling me my mom was on the phone," said Peters. "I talked to her, she told me what happened and I just sank to the floor. My emotions were already high from a very tough loss, and hearing that, everything just rushed over me all at one time – it was tough to get up and get on that bus."

While Peters' mom gave him the good news that his home and immediate family were spared, many of his childhood friends and acquaintances were not so lucky. A six-plus hour bus ride back to Valparaiso awaited Peters, giving him plenty of time to try and touch base with other family and friends to find out if they had been affected.

The ride also gave Peters plenty of time to sit and think about his next step, and once head coach Bryce Drew told the team they had the next day off, Peters knew what he had to do. With the strong ties he had to the close-knit community, a community where his dad was born and raised and where he himself was born and raised, the decision was easy for Peters – he had to go home and help out.

"I think there's that sense when you've been in one place for that long, you feel a responsibility to help out," said Jeff Peters, Alec's father. "I know he really cares about the community and about the people of Washington, and with all the friends that he knew who would have possibly been affected, I think there were a lot of emotions that ran through his mind as he came to that decision."

"Life is more important than basketball," said Drew. "Just knowing how close he is to this community and what he means to them, it was a very easy decision. He needed to go home, needed to be with family and friends and help out in any way that he could."

Peters left early Monday morning for Washington and met up with his father to help out in the recovery efforts. He spent the day helping family friends dig through debris, trying to salvage anything they could out of the destruction. Peters emerged with a new outlook.

"Things that you see on TV, or on the news or in movies, you sit there and watch and can't imagine if that happened to me," said Peters. "To see that destruction, when it happens to you - you gain a whole new perspective on how short life can be, how quickly things could change."

Peters rejoined the rest of his teammates the next day to fly down to Evansville for the Crusaders' next tilt, and it turned out to be a breakout game for the freshman. He poured in 30 points that game – a springboard to a stellar rookie season which saw Peters earn Horizon League All-Freshman Team honors as he averaged 12.7 points and 4.8 rebounds per game while playing for something more than just on-the-court accolades.

"I think it was a turning point for Alec as a freshman in a positive manner," said Jeff Peters. "Every freshman starts out just hoping to play, and he was already getting that opportunity. This gave him a new inspiration, a lift to play for something bigger than his own stats."

As Peters contributed to the Crusaders' successful season on the court, which included the program's fourth consecutive postseason berth, the team was looking for an opportunity to contribute to the recovery efforts in Washington. The opportunity arose to assist with the Hope Swings initiative, and on July 21, the team took the three-hour trip to Washington to build a swing set and deliver it to a family – doing their part to help the community rebuild.

"Ever since the storm, we were looking for some way we could help the Alec's community, doing some type of work," said Drew. "This came up over the summer, which was the perfect time for us. It was a great day, and just a great moment for Alec and for his teammates to be able to do this all together as a team, as a family."


"We could have used [that day] to be on the court, in the weight room – to get better basketball-wise, but our coaches preach more than basketball," said Peters. "My teammates are big into supporting each other, and once the opportunity arose for everybody to come here, they were 110% behind it."

Through his own perseverance and the support of the Valparaiso basketball family, Alec Peters has surfaced as a champion in the community.

#32 David Chadwick

F * 6'9" * 220 * 5th/Senior

Charlotte, N.C. * Hargrave Military Academy [Rice]



2014-15: Saw three minutes of action in season-opening win over ETSU Nov. 14 ... played four minutes Nov. 16 at Missouri ... earned first start at Valpo Nov. 19 against IU South Bend, pulling down four rebounds in 19 minutes of action ... played 12 minutes off the bench Nov. 23 in win over Maine at Central Michigan ... scored seven points in just five minutes of play Nov. 29 in win over Murray State, hitting both his field goal attempts, including a 3-pointer ... played 14 minutes off the bench in win versus Trinity International Dec. 10, scoring four points and grabbing three rebounds ... saw 13 minutes of action Dec. 20 in win at IPFW, blocking a shot ... played 19 minutes the next day in victory over Goshen, scoring a season-high nine points (4-6 FG), grabbing two rebounds and handing out an assist ... knocked down back-to-back 3-pointers late in first half in eight-point, three-rebound effort in win at James Madison Dec. 29 ... did not dress for 10-game stretch due to knee injury following James Madison game ... started on Senior Night against Wright State on Feb. 21, playing three minutes.

2013-14: Appeared in 12 games off the bench in his first season playing at Valpo ... debuted for the Crusaders against Murray State Nov. 8 ... scored nine points in win over North Park Nov. 10 ... scored career-best 14 points on 6-of-9 shooting Nov. 30 in win against Cincinnati Christian ... tallied seven points and season-best five rebounds Dec. 21 versus Southeastern ... started second half of Dec. 29 game at East Tennessee State, playing eight minutes, scoring two points and grabbing three boards ... member of Horizon League Academic Honor Roll and the NABC Honors Court.

2012-13: Sat out season due to NCAA transfer regulations ... retained two seasons of eligibility ... traveled with Athletes in Action squad on tour of Lithuania in the summer of 2013.

Rice: Appeared in 52 games over his two years with the Owls.

Prep: Spent post-graduate season playing at Hargrave Military Academy (Chatham, Va.) prior to arriving at Rice ... started for a Wildcats squad which reached the #1 ranking nationally, finished their season 24-1 and was semifinalists at the National Prep Championships ... played his high school basketball at Charlotte Latin School ... earned a spot on the North Carolina Independent School Athletic Association All-State Team as a senior ... also earned First Team All-County honors ... averaged 19 points, 12 rebounds and four blocks per game in his final season with the Hawks ... shot 53 percent from the floor.

Personal: David is the son of David and Marilynn Chadwick ... married his wife, Jessie, in June of 2013 ... graduated from Valparaiso with a bachelor's degree in business management ... currently pursuing his MBA at Valpo ... has earned Valpo Presidential academic honors.

CAREER HIGHS (at Valpo)

Points	14, Cincinnati Christian (11/30/13)
Rebounds	5, vs. Southeastern (12/21/13)
Assists	2, Cincinnati Christian (11/30/13)
Steals	1, twice (M.R. 12/29/13)
Blocks	1, five times (M.R. 12/29/14)
FG Made	6, Cincinnati Christian (11/30/13)
3PT Made	2, at James Madison (12/29/14)
FT Made	2, vs. Murray St. (11/29/14)

2014-15 SEASON HIGHS

Points	9, Goshen (12/21/14)
Rebounds	4, IU South Bend (11/19/14)
Assists	1, twice (M.R. 12/21/14)
Steals	
Blocks	1, four times (M.R. 12/29/14)
FG Made	4, Goshen (12/21/14)
3PT Made	2, at James Madison (12/29/14)
FT Made	2, vs. Murray St. (11/29/14)

Chadwick Finds Peace at Valparaiso Following Whirlwind Journey

by Paul Oren, NWI Times

David Chadwick walked out of the locker room following a loss to New Mexico earlier this season looking like he had just run a marathon.

The Valparaiso fifth-year senior limped his way down to the training room and emerged moments later with large bags of ice wrapped heavily around each knee.

Chadwick moved slowly down the hallway and back to the Athletics-Recreation Center floor where he found the loving embrace of his high school sweetheart, and now wife, Jessie.

It's the same ritual every game and it matters not that Chadwick didn't log a single minute of action against the Lobos.

Lots of pain. Lots of ice. No regrets.

"Happiness truly is a state of mind and a state of perspective," Chadwick said several weeks after the New Mexico game while reflecting back on a complicated basketball journey that has left a mangled body and a nurtured soul.

David Chadwick was once an elite basketball player.

The son of a former North Carolina star who played under Dean Smith, Chadwick's body grew quickly and so did his potential. The middle of three children — his older sister, Bethany, was a talented volleyball player in high school and his younger brother Michael holds several records as a sophomore swimmer at Missouri — Chadwick followed his father's path and set a goal at a young age that he wanted to play big-time college basketball.

The skills came quickly. The injuries came just as fast.

Chadwick dislocated his left knee as a seventh-grader in 2003 when the cartilage sheared off his patella. He suffered the same injury to his right knee in 2005, causing him to repeat his freshman year of high school.

The Charlotte native persevered through an injury-riddled high school career and became a highly-sought after recruit who played at several prestigious showcase events such as the Nike Hoops Jamboree and the NBA Top 100 camp before his senior year.

"Typically the top players in the country get invited and I played against a lot of guys that I see on Wednesday night playing on TNT now," Chadwick said. "A lot of those guys are peers and friends."

When it came time to pick a college, Chadwick took a big leap of faith and committed to a school on the other side of the country when he signed with Washington State. The school was far away, but the coaching staff was familiar. The Cougars were coached by former NBA player and Chadwick family friend Tony Bennett. Bennett played for the Charlotte Hornets and Chadwick's father presided over Bennett's wedding.

When Bennett left for Virginia in the spring of 2009, Chadwick was suddenly left looking for a new school just months before he was set to graduate.

"That was an unexpected twist," Chadwick said. "Most kids are focusing on a lot of different things that time of the year and I was tasked with picking a new home. I spoke to a lot of schools, but ultimately decided on Hargrave."

Hargrave Military Academy, located in Chatham, Virginia, brands itself as the "premier military boarding school in America" and it is also home to one of the top prep basketball factories in the country. Countless players have come to Hargrave and left with Division I scholarships and ultimately NBA contracts. Chadwick still wanted to play for Bennett and felt he needed to stay close to make an impression.

Life wasn't easy at Hargrave. There were rules for everything and that structure helped transform Chadwick.

"It was probably the most life-changing year I could ever imagine" Chadwick said. "It's a military school in every aspect. I would tell my parents that I could be anywhere else and I would be exponentially happier. It was a big transitional year and I forced myself to adapt mentally. It was tough, but looking back, I wouldn't trade it for anything."

While Chadwick eventually played some of the best basketball of his life at Hargrave, the injury bug bit again and at the worst possible time.

“We had something of a basketball boot camp (before the season) where they invited all these (college) coaches to watch us play,” Chadwick said. “I sprained my ankle really badly the first day and I was sidelined for the rest of it. That was really hard for me. You go to Hargrave for the college exposure; it’s really the only reason. I had a lot of big schools that wanted to come see me.”

Chadwick was well aware of his injury history when he sat down to make his college decision in the fall of 2009. Not wanting to risk getting injured during the season and ending up without a scholarship, Chadwick committed to Rice, a school that had been heavily involved in the recruiting process during high school. Moving to Texas meant leaving Jessie, a move that Chadwick believes only strengthened their relationship.

“We’re the example of making the long distance work,” Chadwick said. “She’s been a wonderful support system and our ability to work through the distance made us stronger. If you’ve got something worth having, you fight for it.”

Injuries followed Chadwick to Rice as he tweaked his knees on multiple occasions and was diagnosed with a pelvic stress fracture. Chadwick never started for the Owls and played more than 15 minutes on just three different occasions. The decision to part was mutual after two years and Chadwick was again left looking for a new school. It didn’t take long for Valparaiso to move to the forefront. Then first-year coach Bryce Drew and his staff had recruited Chadwick in high school and kept tabs on the forward.

“Valparaiso was the clearest choice,” Chadwick said. “I hadn’t had a great year. I had a bad hip injury. I hurt my knee on the last day of practice. I was damaged goods. I think the majority of Coach Drew’s interest in me went back to what he saw in high school and AAU. Maybe I’d be able to get some of that back. I think I was also a logical fit with my faith background and he saw that as an opportunity to bring that aspect to some of the guys as well.”

A new change of scenery didn’t mean a change in luck for Chadwick. He rehabbed his body while sitting out the 2012-13 season and capped off the year by getting married to Jessie in June of 2013. Later that summer he traveled with Athletes in Action to Lithuania and suffered another knee subluxation. The injury further damaged his knee cartilage and was, as one doctor put it, “the straw that broke the camels’ back,” as far as Chadwick’s effectiveness on the basketball court.

“I’ve been hurt every year of my college basketball career,” Chadwick said. “In the last 12 years, nine of them I’ve been dealing with injuries. It’s really forced me to reflect on my attitude. You can only control what you can control. The rest is how you approach it.”

Chadwick’s approach this season was easy-going. Three doctors told him during the offseason that he should walk away from the game. Chadwick and Drew decided to be cautious during the summer and the pair entered the season with no expectations.

The fifth-year senior has been able to contribute when called upon this season. He made his first career start against IU-South Bend and has provided solid stretches in numerous games. He’s also provided a lasting impact as a leader on the team and Drew has said “David is someone I’d take on my team every year if I could.”

Chadwick grew up playing alongside friends that are now making a considerable amount of money playing basketball. That Chadwick’s next move will be his MBA as opposed to a career in the NBA may have bothered him years ago, but his journey has taught him to cherish what is in front of him, not the past.

“I think I found peace last spring when I had the doctors tell me I shouldn’t play,” Chadwick said. “The victories for me are putting on a jersey every day, going out to practice with the guys. Really anything on top of that is an unexpected blessing. Do I wish my injury history would’ve been different or my college journey would’ve had more on the stat line? Absolutely, but in the end, it’s not something I can control. I like to think five years from now, 10 years from now; I can look back and see what God had in store for me with all of this.”

Shane Hammink

G * 6'7" * 210 * Junior

Millingen aan de Rijn, Netherlands * Oakley College
[LSU]

2014-15: Must sit out season due to NCAA transfer regulations ... retains two seasons of eligibility.

Summer of 2014: Key component of the Netherlands' team at Division B of the FIBA U20 European Championship ... averaged 10.9 points and a team-best 6.0 rebounds per game as the Dutch went 5-1 in group play at the tournament ... later received his first call-up to the Dutch senior squad as the team prepared for European Championship qualifiers ... made his senior international debut in a friendly against the Czech Republic in early August, chipping in six points and six rebounds.

International: Has worked his way up through the Netherlands' youth teams over the years ... played for the Oranje at the U16 European Championship in 2009 (10.9 ppg, 6.3 rpg) and 2010 (17.8 ppg, 8.9 rpg) ... moved up to the U18 European Championship squad in 2011 (12.7 ppg, 7.3 rpg) and 2012 (11.5 ppg, 7.4 rpg) ... made his mark playing for the Canarias Basketball Academy, as he was named Tournament MVP at the 2012 U23 Tournament in Tourcoing, France, averaging 14 points per game ... also was tabbed Best Defensive Player at the 2012 Nike Euroleague International Junior Classification Tournament in Kaunas, Lithuania.

LSU: Appeared in 47 games over his two seasons with the Tigers, scoring 74 points and grabbing 64 rebounds ... scored in double figures twice.

Personal: Shane is the son of Geert and Rhonda Hammink ... father was drafted in the first round (26th overall) by the Orlando Magic in the 1993 NBA Draft ... father played 11 years of professional basketball, including stints with the Magic and Golden State Warriors.

Chandler Levingston Simon

F * 6'7" * 220 * Sophomore

Vernon Hills, Ill. * Stevenson
[UMKC]

2014-15: Must sit out season due to NCAA transfer regulations ... retains three seasons of eligibility.

2013-14 (UMKC): Appeared in eight games in his freshman season with the Kangaroos.

Prep: Spent one season prior to his collegiate career at St. John's [Wis.] Military Academy, serving as team captain ... a two-year letterwinner for the Patriots ... helped Stevenson to a regional title in 2010 ... played AAU for First Class (2011), helping team to Sweet 16 at nationals, and Indiana Dawgs (2012).

Personal: Chandler is the son of Cliff Levingston and Denice Simon ... Cliff played 11 seasons in the NBA and won a pair of NBA championships in the early 1990's with the Chicago Bulls ... older siblings David and Kelsey both played Division I basketball as well ... major is business.



Individual Career Year-by-Year

ADEKOYA, Jubril

Season	gp-gs	min/avg	Total		3-Point		F-Throws		Rebounds										Scoring	
			fg-fga	pct	fg-fga	pct	ft-fa	pct	off	def	tot	avg	pf	fo	ast	to	blk	stl	pts	avg
2013-14	34-24	650/19.1	73-136	.537	5-29	.172	45-73	.616	24	93	117	3.4	73	2	43	43	2	15	196	5.8
2014-15	31-4	614/19.8	55-114	.482	1-3	.333	37-65	.569	48	83	131	4.2	73	0	21	28	8	17	148	4.8
TOTAL	65-28	1264/19.4	128-250	.512	6-32	.188	82-138	.594	72	176	248	3.8	146	2	64	71	10	32	344	5.3

CARTER, Keith

Season	gp-gs	min/avg	Total		3-Point		F-Throws		Rebounds										Scoring	
			fg-fga	pct	fg-fga	pct	ft-fa	pct	off	def	tot	avg	pf	fo	ast	to	blk	stl	pts	avg
2012-13*	3-0	39/13.0	3-4	.750	2-2	1.000	1-3	.333	0	3	3	1.0	3	0	3	1	0	1	9	3.0
2013-14	22-4	407/18.5	43-101	.426	18-45	.400	22-33	.667	3	36	39	1.8	47	1	51	37	3	23	126	5.7
2014-15	23-17	630/27.4	73-155	.471	31-81	.383	19-29	.655	12	69	81	3.5	45	2	84	42	6	29	196	8.5
TOTAL	45-21	1037/23.0	116-256	.453	49-126	.389	41-62	.661	15	105	120	2.7	92	3	135	79	9	52	322	7.2
All*	48-21	1076/22.4	119-260	.458	51-128	.398	42-65	.646	15	108	123	2.6	95	3	138	80	9	53	331	6.9

* Statistics from prior team/school

CHADWICK, David

Season	gp-gs	min/avg	Total		3-Point		F-Throws		Rebounds										Scoring	
			fg-fga	pct	fg-fga	pct	ft-fa	pct	off	def	tot	avg	pf	fo	ast	to	blk	stl	pts	avg
2010-11*	22-0	138/6.3	16-27	.593	1-8	.125	2-4	.500	6	15	21	1.0	11	0	4	4	3	1	35	1.6
2011-12*	30-0	209/7.0	19-42	.452	3-10	.300	4-4	1.000	5	22	27	0.9	18	0	3	11	7	6	45	1.5
2013-14	12-0	84/7.0	15-29	.517	4-10	.400	1-4	.250	5	8	13	1.1	1	0	5	4	2	2	35	2.9
2014-15	12-2	105/8.8	11-24	.458	3-10	.300	3-10	.300	4	11	15	1.3	8	0	2	5	4	0	28	2.3
TOTAL	24-2	189/7.9	26-53	.491	7-20	.350	4-14	.286	9	19	28	1.2	9	0	7	9	6	2	63	2.6
All*	76-2	536/7.1	61-122	.500	11-38	.289	10-22	.455	20	56	76	1.0	38	0	14	24	16	9	143	1.9

* Statistics from prior team/school

DAVIDSON, Nick

Season	gp-gs	min/avg	Total		3-Point		F-Throws		Rebounds										Scoring	
			fg-fga	pct	fg-fga	pct	ft-fa	pct	off	def	tot	avg	pf	fo	ast	to	blk	stl	pts	avg
2013-14	14-0	67/4.8	7-15	.467	2-5	.400	6-6	1.000	2	6	8	0.6	1	0	10	3	0	3	22	1.6
2014-15	15-1	94/6.3	8-22	.364	6-14	.429	6-6	1.000	3	5	8	0.5	3	0	6	6	0	3	28	1.9
TOTAL	29-1	161/5.6	15-37	.405	8-19	.421	12-12	1.000	5	11	16	0.6	4	0	16	9	0	6	50	1.7

FERNANDEZ, Vashil

Season	gp-gs	min/avg	Total		3-Point		F-Throws		Rebounds										Scoring	
			fg-fga	pct	fg-fga	pct	ft-fa	pct	off	def	tot	avg	pf	fo	ast	to	blk	stl	pts	avg
2012-13	27-0	197/7.3	13-22	.591	0-0	.000	4-14	.286	10	28	38	1.4	29	0	4	18	14	2	30	1.1
2013-14	34-17	655/19.3	52-90	.578	0-0	.000	41-86	.477	53	120	173	5.1	101	7	6	36	58	13	145	4.3
2014-15	33-31	815/24.7	90-160	.563	0-0	.000	48-92	.522	76	119	195	5.9	91	2	11	31	98	15	228	6.9
TOTAL	94-48	1667/17.7	155-272	.570	0-0	.000	93-192	.484	139	267	406	4.3	221	9	21	85	170	30	403	4.3

HAMMINK, Shane

Season	gp-gs	min/avg	Total		3-Point		F-Throws		Rebounds										Scoring	
			fg-fga	pct	fg-fga	pct	ft-fa	pct	off	def	tot	avg	pf	fo	ast	to	blk	stl	pts	avg
2012-13*	26-2	281/10.8	19-55	.345	5-22	.227	11-19	.579	24	19	43	1.7	29	0	20	20	3	4	54	2.1
2013-14*	21-0	121/5.8	9-16	.563	0-3	.000	2-7	.286	10	11	21	1.0	15	0	4	10	1	2	20	1.0
All*	47-2	402/8.6	28-71	.394	5-25	.200	13-26	.500	34	30	64	1.4	44	0	24	30	4	6	74	1.6

* Statistics from prior team/school

Individual Career Year-by-Year



JOSEPH, Max

Season	gp-gs	min/avg	Total		3-Point		F-Throws		Rebounds										Scoring	
			fg-fga	pct	fg-fga	pct	ft-fa	pct	off	def	tot	avg	pf	fo	ast	to	blk	stl	pts	avg
2014-15	28-0	306/10.9	16-37	.432	4-12	.333	15-28	.536	9	19	28	1.0	31	1	31	27	3	8	51	1.8
TOTAL	28-0	306/10.9	16-37	.432	4-12	.333	15-28	.536	9	19	28	1.0	31	1	31	27	3	8	51	1.8

LEVINGSTON SIMON, C.

Season	gp-gs	min/avg	Total		3-Point		F-Throws		Rebounds										Scoring	
			fg-fga	pct	fg-fga	pct	ft-fa	pct	off	def	tot	avg	pf	fo	ast	to	blk	stl	pts	avg
2013-14*	8-0	18/2.3	0-2	.000	0-0	.000	0-0	.000	0	3	3	0.4	5	0	1	0	0	2	0	0.0
All*	8-0	18/2.3	0-2	.000	0-0	.000	0-0	.000	0	3	3	0.4	5	0	1	0	0	2	0	0.0

* Statistics from prior team/school

NICKERSON, E. Victor

Season	gp-gs	min/avg	Total		3-Point		F-Throws		Rebounds										Scoring	
			fg-fga	pct	fg-fga	pct	ft-fa	pct	off	def	tot	avg	pf	fo	ast	to	blk	stl	pts	avg
2011-12*	30-4	506/16.9	30-93	.323	3-19	.158	29-53	.547	25	37	62	2.1	52	1	24	32	6	23	92	3.1
2012-13*	30-15	674/22.5	54-151	.358	11-47	.234	54-80	.675	22	57	79	2.6	60	1	34	50	4	20	173	5.8
2014-15	32-16	612/19.1	67-162	.414	11-39	.282	53-75	.707	17	53	70	2.2	55	0	63	66	5	21	198	6.2
TOTAL	32-16	612/19.1	67-162	.414	11-39	.282	53-75	.707	17	53	70	2.2	55	0	63	66	5	21	198	6.2
All*	92-35	1792/19.5	151-406	.372	25-105	.238	136-208	.654	64	147	211	2.3	167	2	121	148	15	64	463	5.0

* Statistics from prior team/school

PETERS, Alec

Season	gp-gs	min/avg	Total		3-Point		F-Throws		Rebounds										Scoring	
			fg-fga	pct	fg-fga	pct	ft-fa	pct	off	def	tot	avg	pf	fo	ast	to	blk	stl	pts	avg
2013-14	34-34	1006/29.6	154-314	.490	57-149	.383	68-88	.773	33	131	164	4.8	75	0	49	65	5	29	433	12.7
2014-15	33-33	1003/30.4	189-386	.490	79-171	.462	95-113	.841	62	161	223	6.8	63	0	41	47	11	23	552	16.7
TOTAL	67-67	2009/30.0	343-700	.490	136-320	.425	163-201	.811	95	292	387	5.8	138	0	90	112	16	52	985	14.7

SKARA, David

Season	gp-gs	min/avg	Total		3-Point		F-Throws		Rebounds										Scoring	
			fg-fga	pct	fg-fga	pct	ft-fa	pct	off	def	tot	avg	pf	fo	ast	to	blk	stl	pts	avg
2014-15	33-1	657/19.9	66-139	.475	14-47	.298	36-45	.800	28	79	107	3.2	63	4	56	46	10	20	182	5.5
TOTAL	33-1	657/19.9	66-139	.475	14-47	.298	36-45	.800	28	79	107	3.2	63	4	56	46	10	20	182	5.5

WALKER, Darien

Season	gp-gs	min/avg	Total		3-Point		F-Throws		Rebounds										Scoring	
			fg-fga	pct	fg-fga	pct	ft-fa	pct	off	def	tot	avg	pf	fo	ast	to	blk	stl	pts	avg
2014-15	33-28	900/27.3	127-323	.393	51-141	.362	53-83	.639	30	120	150	4.5	50	0	60	55	9	25	358	10.8
TOTAL	33-28	900/27.3	127-323	.393	51-141	.362	53-83	.639	30	120	150	4.5	50	0	60	55	9	25	358	10.8

WALKER, Tevonn

Season	gp-gs	min/avg	Total		3-Point		F-Throws		Rebounds										Scoring	
			fg-fga	pct	fg-fga	pct	ft-fa	pct	off	def	tot	avg	pf	fo	ast	to	blk	stl	pts	avg
2014-15	33-32	889/26.9	115-258	.446	24-75	.320	81-112	.723	36	75	111	3.4	61	0	56	51	3	37	335	10.2
TOTAL	33-32	889/26.9	115-258	.446	24-75	.320	81-112	.723	36	75	111	3.4	61	0	56	51	3	37	335	10.2

WILLIAMS, Lexus

Season	gp-gs	min/avg	Total		3-Point		F-Throws		Rebounds										Scoring	
			fg-fga	pct	fg-fga	pct	ft-fa	pct	off	def	tot	avg	pf	fo	ast	to	blk	stl	pts	avg
2013-14	34-23	796/23.4	71-187	.380	28-83	.337	52-66	.788	12	58	70	2.1	70	2	81	59	3	35	222	6.5
TOTAL	34-23	796/23.4	71-187	.380	28-83	.337	52-66	.788	12	58	70	2.1	70	2	81	59	3	35	222	6.5

Bryce Drew

Head Coach

Fourth Season at Valpo

94-41 at Valpo and overall

2012 and 2015 Horizon League

Coach of the Year

Valparaiso, 1998



Bryce Drew was named head coach of the Valparaiso men's basketball program in May of 2011 and is in his fourth season at the helm of the program in 2014-2015.

Drew has navigated perhaps his toughest coaching job during the 2014-2015 season, leading the Crusaders to the top of the league despite returning less than half his scoring from the previous year and losing his incumbent starting point guard to injury over the summer. This season has seen the Crusaders set a new program single-season record with 28 wins entering the NCAA Tournament. Along the way, Valpo earned its third Horizon League regular season title and second league tournament crown in Drew's four seasons, earning Drew Coach of the Year honors for the second time. He guided Alec Peters to a First Team All-League campaign, while also coaching the league's Defensive Player of the Year (Vashil Fernandez) and Sixth Man of the Year (Jubril Adekoya), as well as an All-Freshman selection (Tevonn Walker).

Drew reloaded the Valpo program entering the 2013-2014 campaign, as despite returning less than 25% of the scoring from the previous year's squad, the Crusaders won 18 games and earned their fourth consecutive postseason berth - the program's 13th in the last 19 years. Drew coached a First Team All-League and an All-District selection in Lavonte Dority, while a pair of members of the Crusaders' talented freshman class earned Horizon League All-Freshman Team accolades.

Drew guided the Crusaders to their second straight Horizon League regular season title during the 2012-2013 season and also led Valpo to its first Horizon League Championship crown, returning the Crusaders to the NCAA Tournament for the first time since 2004. Along the way, Valpo won a school-record 26 games, including a record 16 victories at the ARC and a Division I-best 10 true road victories. Drew guided four players who earned postseason honors from the Horizon League, including a pair of All-District honorees in Ryan Broekhoff and Kevin Van Wijk.

Drew led Valpo to 22 victories in his rookie season at the helm of the program, including a 14-4 mark in Horizon League play to capture the league regular season title by two games. He also guided the Crusaders to the Postseason NIT. Drew was honored as the Horizon League Coach of the Year for his efforts on the bench, while he coached two First Team All-League selections in Van Wijk and Broekhoff, the latter of whom was named the league Player of the Year and an Honorable Mention All-American.

Drew, the most decorated player in Crusader men's basketball history, spent the six seasons prior to his hiring as head coach as a member of the Valparaiso coaching staff, including the previous five years as associate head coach. Drew, who helped guide Valpo through their transition into a top-ten league in the Horizon League, became just the fourth new head coach of the Crusader men's basketball program in the last 31 years.

Drew joined the Valparaiso coaching staff prior to the 2005-2006 season, and over his six seasons on the bench as an assistant/associate helped lead the Crusaders to 102 victories. With Drew on the staff, Valpo moved into the Horizon League in 2007-2008 and returned to the postseason with a trip to the College Basketball Invitational, where it won its first-round game at Washington. In his final season as associate head coach, he helped guide the Crusaders to 23 wins and a postseason berth in the CollegeInsider.com Tournament while receiving votes in the ESPN/USA Today Top 25 Coaches Poll for four consecutive weeks.

As a student-athlete, Drew cemented himself as the best player in Valparaiso men's basketball history. Drew, who arrived at Valpo after earning Indiana Mr. Basketball honors and being named Indiana Gatorade Player of the Year in 1994, began his career by garnering Mid-Continent Conference Newcomer of the Year and Mid-Con Tournament MVP honors as a freshman. Drew, a four time All-Conference honoree, shined during the conference tournaments, earning All-Tournament Team honors each of his four seasons and picking up three Mid-Continent Conference Tournament MVP awards. He was also twice decorated as Mid-Con Most Valuable Player, one of only four players to be so honored twice in their career. Drew's career culminated as a senior by being named a Third Team All-American by the Basketball Times.

Drew led the Crusaders to four Mid-Continent Conference regular season championships, four tournament titles and three trips to the NCAA Tournament. Drew, the career leader in points (2,142), three-point field goals (364) and assists (626) at Valpo, etched his name into the American consciousness in 1998 when he hit "The Shot" in the first round of the NCAA Tournament to beat Ole Miss. The play, in which Drew caught a tip pass from teammate Bill Jenkins off a full-court feed from Jamie Sykes, won Drew an ESPY award and gave Valpo its first NCAA Tournament win in school history, propelling the Crusaders to the Sweet Sixteen.

Drew also excelled internationally during his time on the court with the Crusaders, playing for the gold-medal winning Team USA at the World University Games in 1997. Following his collegiate career, Drew again made school history when the Houston Rockets drafted him with the 16th pick in the 1998 NBA Draft, the first time a Crusader had been chosen in the first round. Drew's NBA career lasted six seasons with the Rockets, Chicago Bulls, and Charlotte and New Orleans Hornets, with his best season coming in 2000-2001 when he started 41 games for the Bulls, averaging 6.3 points and 3.9 assists per game. A prolific shooter, Drew set a Hornet record when he connected on nine consecutive three-point attempts. He competed in the postseason twice as a pro, with Houston in 1999 and with Charlotte in 2002.

Over the course of his NBA career, Drew scored over 1,000 points and made 37% of his three-point attempts. In 1999, he was honored by the NBA with the Henry P. Iba Citizen Athlete Award for sportsmanship. Drew played alongside 12 NBA All-Stars during his time in the NBA, including three players who were named among the Top 50 NBA Players of All Time. He also played under a quintet of head coaches who have combined for five NBA Championship rings. Following his six seasons in the NBA, Drew played professionally overseas for a season, playing for Reggio Calabria (Italian Serie A) and Pamesa Valencia (Spanish Liga ACB) before returning to the States to join the Crusader coaching staff.

Drew is twice a member of the Valparaiso University Hall of Fame, as he was inducted as an individual in 2003 and as part of the 1997-1998 Sweet Sixteen team in 2009. He also has been honored as one of the 150 most influential people in Valparaiso University's 150 years.

Drew graduated from Valparaiso in 1998 with a bachelor's degree in sports management and a minor in business. He and his wife Tara reside in Valparaiso with their son, Bryson.



Roger Powell Jr.

Assistant Coach

Fourth Season

Illinois, 2005



Former University of Illinois standout Roger Powell Jr. is in his fourth season as an assistant coach for the Valparaiso men's basketball program in 2014-2015. Powell was named the top assistant coach in the Horizon League by Next Up Recruits in the summer of 2013.

Powell has helped lead the Crusaders to 92 wins over his first four seasons as a member of the Crusader coaching staff, including a school-record 28 wins in 2014-2015. Valpo has captured three Horizon League regular season titles in his first four seasons, while the Crusaders have won the Horizon League tournament title in both 2013 and 2015. The Crusaders have appeared in the postseason in each of Powell's four seasons on staff, making two trips to the NCAA Tournament, as well as one trip apiece to the Postseason NIT and the CIT.

With the Crusaders, Powell works with both the post and perimeter players in skill development. He also is heavily involved with the Crusaders' recruiting efforts. In the summer of 2013, Powell served as head coach of an Athletes in Action team which toured Lithuania.

A three-year starter for the Illini, Powell earned Honorable Mention All-Big Ten recognition in each of his final two seasons after being named to the Big Ten All-Tournament Team as a sophomore. Powell helped Illinois to three Big Ten regular season titles and a pair of Big Ten tournament championships during his time with the Illini, as well as berths in the Sweet 16 of the NCAA Tournament in 2002-2003 and 2003-2004.

Powell's career at Illinois culminated in his senior year of 2004-2005, as he started all 39 games that season for the Illini, averaging career bests of 12.0 points and 5.7 rebounds per game. Powell helped Illinois to the most successful season in program history, as the Illini won 29 straight games to open the season en route to finishing 37-2, spent most of the season ranked #1 in the nation and advanced to the national championship game of the NCAA Tournament. Powell closed his four-year Illinois career with 1,178 points, among the top-30 scorers in Illini history, and 531 rebounds.

Following his collegiate career, Powell earned a spot in the Seattle SuperSonics training camp before eventually playing the 2005-2006 season for the Rockford Lightning of the CBA, where he earned CBA Rookie of the Year accolades. He then made the roster of the Utah Jazz for the 2006-2007 NBA season and spent the first half of the season with the Jazz before joining the Arkansas Rimrockers of the NBDL. Powell concluded the 2007 season with the Rimrockers, leading the NBDL with 22.3 points per game and earning the league's Jason Collier Sportsmanship Award, which is awarded to the player who best represents the ideals of character and conduct on and off the court.

Powell spent time in the training camp of the Chicago Bulls in both 2008 and 2010, and has spent much of the last four years playing internationally. He has played in the top leagues in Italy (Teramo Basket), Israel (Hapoel Jerusalem), Spain (CB Murcia) and France (JDA Dijon). Most recently, Powell played for the Deutsche Bank Skyliners of the Basketball Bundesliga in Germany, where he helped the Skyliners to a second-place regular season finish and a berth in the league semifinals.

Off the court, Powell founded RPJ Ministries Organization, which mentors and trains young leaders to be Godly examples on their sports team and school campuses. He also founded Integrity Sports Corporation, a company focused on building basketball skills and integrity of high school and junior high athletes. A 2005 graduate of the University of Illinois - Urbana-Champaign with a degree in speech communications, Powell and his wife, Tara, have a daughter, Bria, and a son, Liam.

Luke Gore **Assistant Coach** **13th Season** **Bethel [Tenn.], 2001**



Luke Gore is in his 13th year with the Valparaiso men's basketball program for the 2014-2015 season. Gore has helped guide the Crusaders to five consecutive postseason berths over the last five seasons.

In his current role, Gore works with player development, with an emphasis on post play. Over his first 12 years, Gore has guided 10 all-conference post players and 11 post players who have gone on to professional basketball careers overseas. Gore also works as director of Valpo's summer basketball camps and is responsible for overseeing academics, as well as future game scheduling.

Gore has helped to sign recruiting classes ranked as high as 27th in the nation during his tenure with the Crusaders. He also helped sign the top incoming class in the Horizon League entering the 2009-2010 season according to The Sporting News.

In his 13 years with the Crusaders, Valpo has made eight postseason trips, including three NCAA Tournament appearances and a pair of Postseason NIT bids. Over his tenure, the Crusaders have won 249 games, captured five league regular season titles, and won one Mid-Con and two Horizon League tournament titles. The last five years have seen Valpo claim five postseason berths, highlighted by a school record 28-win season and an NCAA Tournament appearance this year.

During the summer of 2008, Gore served as head coach for an Athletes in Action squad that traveled to West Africa. The team went 5-0 in games against African national teams, and spent time visiting orphanages and conducting coaching clinics throughout Mali and Senegal.

A starting forward at NAIA Bethel College in McKenzie, Tenn., from 1998 to 2001, Gore earned Academic All-America honors as a senior. He helped Bethel to the Kentucky Intercollegiate Athletic Conference title during the 1998-'99 season after transferring from Cumberland [Tenn.] University where he played his freshman year.

Gore graduated from Bethel in 2001 with a Bachelor of Science degree in physical education and received a Masters of Arts in sports administration from Valpo in August of 2006. Born in Oak Park, Ill., Gore was raised in Paris, Tenn.

Luke and his wife Cheryl reside in Valparaiso with their son, Bartholomew, and daughter, Christine.

Matt Lottich **Assistant Coach** **Second Season** **Stanford, 2004**



Matt Lottich joined the Valparaiso men's basketball coaching staff as an assistant coach in the summer of 2013, and is in his second season in 2014-2015. Over his first two years on the Crusader bench, Lottich has helped lead Valpo to 46 victories, including a school-record 28 wins and an NCAA Tournament berth in 2015.

Lottich played professionally most recently in Japan in the bj League, spending eight years in Japan in two separate stints. Lottich suited up for the Oita Heat Devils from 2009 through 2012, serving as team captain all four years and earned league All-Star recognition in 2011. He also helped Osaka Evessa to three league championships in a four-year period from 2005 through 2008, three times earning All-Star honors en route to titles.

Lottich also played in the Bundesliga for the Dusseldorf Giants during the 2008-2009 campaign. Prior to his start in the bj League, Lottich spent the summer of 2004 with the New Jersey Nets' summer league squad, and then played in New Zealand for the Harbor Heat of the NBL.

Off the court, Lottich comes to Valpo from the National Collegiate Scouting Association, where he started in January of 2013. Lottich ascended to the position of Head Scout during his time with the NCSA, which helps high school athletes navigate the world of college recruiting. Lottich also co-founded the TEAM Life Skills basketball camp in 2004 and has helped manage and develop the camp over the last nine years.

Lottich played collegiately at Stanford University, where he was named to the Wooden Award midseason candidates list as a senior in 2004. Lottich would go on to be named an NABC All-Star, awarded to the top-15 college basketball seniors, as he helped guide Stanford to the Pac-10 title.

Lottich earned Honorable Mention All Pac-10 accolades as a senior and earned a spot on the conference's All-Tournament Team. Lottich, who totaled 891 points for the Cardinals over his four-year career, also was a part of their conference championship squad in 2000-2001 as a freshman. He ranks among Stanford's single-season and career best in 3-pointers made as well.

Prior to his collegiate career, he played his prep basketball at New Trier [Ill.] H.S., where he became and still remains the program's all-time leading scorer. Lottich was named the 2000 Chicago Tribune Athlete of the Year as well following his senior season.

Lottich and his wife, Kylan have four children: Grace, Matthan, Christian and Landon.

Horizon League Standings

<u>Team</u>	<u>Overall</u>		<u>Horizon</u>	
	<u>W-L</u>	<u>Pct.</u>	<u>W-L</u>	<u>Pct.</u>
Valparaiso	28-5	.848	13-3	.812
Green Bay	24-8	.750	12-4	.750
Oakland	16-15	.516	11-5	.688
Cleveland State	17-14	.548	11-5	.688
Milwaukee	14-16	.467	9-7	.563
Detroit	14-17	.452	7-9	.438
UIC	8-24	.250	4-12	.250
Wright State	11-19	.367	3-13	.188
Youngstown State	11-20	.355	2-14	.125



2015 Horizon League Championship

Tuesday, March 3

#5 Detroit, #8 Youngstown State 67
#6 UIC 60, #7 Wright State 57

Friday, March 6

UIC 72, #3 Oakland 69
#4 Cleveland State 70, Detroit 53

Saturday, March 7

#2 Green Bay 70, UIC 56
#1 Valparaiso 60, Cleveland State 55

Tuesday, March 10

Valparaiso 54, Green Bay 44

ALL-TOURNAMENT TEAM

Alec Peters, Valparaiso (MVP)
E. Victor Nickerson, Valparaiso
David Skara, Valparaiso
Keifer Sykes, Green Bay
Jay Harris, UIC

2014-2015 Horizon League Honors

FIRST TEAM

Keifer Sykes, Green Bay
Kahlil Felder, Oakland
Alec Peters, Valparaiso
Anton Grady, Cleveland State
Trey Lewis, Cleveland State

SECOND TEAM

Juwan Howard Jr., Detroit
Corey Petros, Oakland
Greg Mays, Green Bay
Matt Tiby, Milwaukee
Steve McWhorter, Milwaukee

ALL-FRESHMAN TEAM

Paris Bass, Detroit
Tevonn Walker, Valparaiso
Jalen Hayes, Oakland
Grant Benzinger, Wright State
Nick Daniels, Oakland

ALL-DEFENSIVE TEAM

Vashil Fernandez, Valparaiso
Jordan Fouse, Green Bay
Dante Williams, Oakland
Anton Grady, Cleveland State
Charlie Lee, Cleveland State

PLAYER OF THE YEAR

Keifer Sykes, Green Bay

FRESHMAN OF THE YEAR

Paris Bass, Detroit

DEFENSIVE PLAYER OF THE YEAR

Vashil Fernandez, Valparaiso

SIXTH MAN OF THE YEAR

Jubril Adekoya, Valparaiso

COACH OF THE YEAR

Bryce Drew, Valparaiso

PLAYER OF THE WEEK

Nov. 17 - Chrishawn Hopkins, Wright State
Nov. 24 - Alec Peters, Valparaiso
Dec. 1 - Keifer Sykes, Green Bay
Dec. 8 - Bobby Hain, Youngstown State
Dec. 15 - Jay Harris, UIC
Dec. 22 - Alec Peters, Valparaiso
Dec. 29 - Carrington Love, Green Bay
Jan. 5 - Kahlil Felder, Oakland
Jan. 12 - Keifer Sykes, Green Bay
Jan. 19 - Trey Lewis, Cleveland State
Jan. 26 - Trey Lewis, Cleveland State
Feb. 2 - Kahlil Felder, Oakland
Feb. 9 - Corey Petros, Oakland
Feb. 16 - Marcus Keene, Youngstown State
Feb. 23 - Steve McWhorter, Milwaukee
Mar. 2 - Keifer Sykes, Green Bay

FRESHMAN OF THE WEEK

Nov. 17 - Justin Jordan, Milwaukee
Nov. 24 - Paris Bass, Detroit
Dec. 1 - Paris Bass, Detroit
Dec. 8 - Nick Daniels, Oakland
Dec. 15 - Grant Benzinger, Wright State
Dec. 22 - Jalen Hayes, Oakland
Dec. 29 - Jalen Hayes, Oakland
Jan. 5 - Tevonn Walker, Valparaiso
Jan. 12 - Paris Bass, Detroit
Jan. 19 - Jalen Hayes, Oakland
Jan. 26 - Paris Bass, Detroit
Feb. 2 - Jalen Hayes, Oakland
Feb. 9 - Jalen Hayes, Oakland
Feb. 16 - Tevonn Walker, Valparaiso
Feb. 23 - Grant Benzinger, Wright State
Mar. 2 - Jalen Hayes, Oakland

All-Time Award Winners



Horizon League

PLAYER OF THE YEAR
Ryan Broekhoff 2011-2012

NEWCOMER OF THE YEAR
Brandon Wood 2009-2010

SIXTH MAN OF THE YEAR
Jarryd Loyd 2007-2008
LaVonte Dority 2012-2013
Jubril Adekoya 2014-2015

DEFENSIVE PLAYER OF THE YEAR
Vashil Fernandez 2014-2015

TOURNAMENT MVP
Erik Buggs 2012-2013
Alec Peters 2014-2015

COACH OF THE YEAR
Bryce Drew 2011-2012
Bryce Drew 2014-2015

FIRST TEAM ALL-LEAGUE
Brandon Wood 2010-2011
Ryan Broekhoff 2011-2012
Kevin Van Wijk 2011-2012
Ryan Broekhoff 2012-2013
Lavonte Dority 2013-2014
Alec Peters 2014-2015

SECOND TEAM ALL-LEAGUE
Urule Igbavboa 2008-2009
Cory Johnson 2009-2010
Brandon Wood 2009-2010
Kevin Van Wijk 2012-2013

ALL-NEWCOMER TEAM
Cory Johnson 2009-2010
Brandon Wood 2009-2010
Alec Peters 2013-2014
Lexus Williams 2013-2014
Tevonn Walker 2014-2015

ALL-DEFENSIVE TEAM
Erik Buggs 2012-2013
Vashil Fernandez 2014-2015

ALL-TOURNAMENT TEAM
Brandon Wood 2010-2011
Ryan Broekhoff 2011-2012
Kevin Van Wijk 2011-2012
Ryan Broekhoff 2012-2013
Erik Buggs 2012-2013
E. Victor Nickerson 2014-2015
Alec Peters 2014-2015
David Skara 2014-2015

ALL-ACADEMIC TEAM
Samuel Haanpää 2007-2008
Jake Diebler 2008-2009
Ryan Broekhoff 2012-2013

PLAYER OF THE WEEK
Brandon Wood Dec. 27, 2010
Cory Johnson Jan. 10, 2011
Brandon Wood Jan. 17, 2011
Kevin Van Wijk Nov. 21, 2011
Kevin Van Wijk Jan. 16, 2012
Ryan Broekhoff Nov. 26, 2012
Ryan Broekhoff Dec. 10, 2012
Ryan Broekhoff Jan. 14, 2013
Kevin Van Wijk Jan. 21, 2013
Ryan Broekhoff Feb. 11, 2013
Lavonte Dority Jan. 20, 2014
Lavonte Dority Feb. 3, 2014
Alec Peters Nov. 24, 2014
Alec Peters Dec. 22, 2014

NEWCOMER/FRESHMAN OF THE WEEK
LaVonte Dority Dec. 17, 2012
Bobby Capobianco Feb. 11, 2013
Bobby Capobianco Mar. 4, 2013
Alec Peters Nov. 11, 2013
Alec Peters Nov. 25, 2013
Lexus Williams Dec. 2, 2013
Alec Peters Dec. 16, 2013
Lexus Williams Jan. 20, 2014
Clay Yeo Feb. 10, 2014
Alec Peters Feb. 24, 2014
Tevonn Walker Jan. 5, 2015
Tevonn Walker Feb. 16, 2015

All-Americans

Bob Dille 1944
(*Helms Athletic Foundation*)
Bob Metcalf 1949, 1950
(*UPI and The Sporting News*)
Dick Jones 1968
(*NABC College Division - Third Team*)
John Meyne 1983, 1984
(*The Sporting News - HM*)
Bryce Drew 1998
(*Basketball Times - Third Team*)
Lubos Barton 2002
(*Associated Press - HM*)
Ryan Broekhoff 2012
(*Associated Press - HM*)



All-Time Award Winners

Mid-Continent Conference

PLAYER OF THE YEAR

David Redmon	1994-1995
Anthony Allison	1995-1996
Bryce Drew	1996-1997
Bryce Drew	1997-1998
Lubos Barton	2001-2002

NEWCOMER OF THE YEAR

Lance Barker	1991-1992
Bryce Drew	1994-1995
Lubos Barton	1998-1999

SIXTH MAN OF THE YEAR

Stalin Ortiz	2002-2003
Kenny Harris	2004-2005

COACH OF THE YEAR

Homer Drew	1993-1994
Homer Drew	1994-1995
Homer Drew	1995-1996
Homer Drew	2001-2002

TOURNAMENT MVP

Bryce Drew	1994-1995
Bryce Drew	1995-1996
Bryce Drew	1997-1998
Milo Stovall	1998-1999
Lubos Barton	1999-2000
Milo Stovall	2001-2002

FIRST TEAM

Tracy Gipson	1992-1993
David Redmon	1993-1994
Casey Schmidt	1993-1994
David Redmon	1994-1995
Anthony Allison	1995-1996
Bryce Drew	1995-1996
Chris Ensminger	1995-1996
Bryce Drew	1996-1997
Bryce Drew	1997-1998
Lubos Barton	1998-1999
Zoran Viskovic	1998-1999
Raitis Grafts	2000-2001
Lubos Barton	2001-2002
Raitis Grafts	2001-2002
Raitis Grafts	2002-2003
Dan Oppland	2004-2005
Dan Oppland	2005-2006

SECOND TEAM

Mike Jones	1989-1990
Tracy Gipson	1990-1991
Tracy Gipson	1991-1992
Casey Schmidt	1992-1993
Bryce Drew	1994-1995
Chris Ensminger	1994-1995
Chris Artis	1996-1997
Zoran Viskovic	1997-1998
Lubos Barton	1999-2000
Lubos Barton	2000-2001
Milo Stovall	2000-2001
Dwayne Toatley	2000-2001
Milo Stovall	2001-2002
Stalin Ortiz	2002-2003
Ali Berdiel	2003-2004
Joaquim Gomes	2003-2004
Dan Oppland	2003-2004
Ron Howard	2004-2005
Ron Howard	2005-2006
Urule Igbavboa	2006-2007

ALL-TOURNAMENT TEAM

Casey Schmidt	1993-1994
Bryce Drew	1994-1995
Chris Ensminger	1994-1995
David Redmon	1994-1995
Bryce Drew	1995-1996
Chris Ensminger	1995-1996
Bryce Drew	1996-1997
Antanas Vilcinskas	1996-1997
Bryce Drew	1997-1998
Bill Jenkins	1997-1998
Jamie Sykes	1997-1998
Lubos Barton	1998-1999
Milo Stovall	1998-1999
Zoran Viskovic	1998-1999
Lubos Barton	1999-2000
Dwayne Toatley	1999-2000
Lubos Barton	2000-2001
Raitis Grafts	2000-2001
Stalin Ortiz	2001-2002
Milo Stovall	2001-2002
Raitis Grafts	2002-2003
Ali Berdiel	2003-2004
Joaquim Gomes	2003-2004
Dan Oppland	2003-2004

ALL-NEWCOMER TEAM

Tracy Gipson	1989-1990
Lance Barker	1991-1992
Casey Schmidt	1992-1993
Anthony Allison	1994-1995
Bryce Drew	1994-1995
Zoran Viskovic	1996-1997
Lubos Barton	1998-1999
Ivan Vujic	1998-1999
Raitis Grafts	1999-2000
Joaquim Gomes	2000-2001
Stalin Ortiz	2001-2002
Mohamed Kone	2005-2006
Samuel Haanpää	2006-2007

ALL-ACADEMIC TEAM

Bryce Drew	1996-1997
Bryce Drew	1997-1998
Zoran Viskovic	1997-1998
Jason Jenkins	1998-1999
Zoran Viskovic	1998-1999
Jason Jenkins	2000-2001
Marko Punda	2000-2001
Greg Tonagel	2000-2001
Jon Kedrowski	2001-2002
Greg Tonagel	2001-2002
Phil Wille	2001-2002
Greg Tonagel	2002-2003
Seth Colclasure	2003-2004
Dan Oppland	2003-2004
Greg Tonagel	2003-2004
Seth Colclasure	2004-2005
Jim Hooper	2004-2005
Dan Oppland	2004-2005
Seth Colclasure	2005-2006
Jake Diebler	2005-2006
Jim Hooper	2005-2006
Urule Igbavboa	2005-2006
Dan Oppland	2005-2006
Jake Diebler	2006-2007
Samuel Haanpää	2006-2007
Shawn Huff	2006-2007
Jarryd Loyd	2006-2007
Brandon McPherson	2006-2007
Arden Skoglund	2006-2007

All-Time Award Winners/NCAA Tournament



AMCU

FIRST TEAM

John Meyne	1982-1983
Harry Bell	1986-1987
Jim Ford	1988-1989

SECOND TEAM

John Meyne	1983-1984
Harry Bell	1985-1986
Harry Bell	1986-1987

ALL-NEWCOMER TEAM

Rick Pickren	1983-1984
Larry Dougherty	1984-1985

ALL-ACADEMIC TEAM

Dave Luethy	1982-1983
Jim Stueve	1983-1984
Jim Stueve	1984-1985

Indiana Collegiate Conference

FIRST TEAM

Vern Curtis	1966-1967
Dick Jones	1966-1967
Dick Jones	1967-1968
Bruce Lindner	1969-1970
Wally Schultz	1971-1972
John Wolfenberg	1971-1972
Joel Oberman	1973-1974
Joel Oberman	1974-1975

SECOND TEAM

Fran Clements	1959-1960
Lew Keller	1959-1960
Chuck Kriston	1960-1961
Jim Zweifel	1960-1961
Fran Clements	1961-1962
Chuck Kriston	1961-1962
Steve Cook	1964-1965
Harold Green	1970-1971
John Wolfenberg	1970-1971
Jeff Holmes	1973-1974
Mark Kassner	1974-1975

THIRD TEAM

John Semmelhack	1973-1974
Darryl Ashby	1974-1975
Eric Bell	1974-1975

NABC

ALL-DISTRICT 12 FIRST TEAM

Brandon Wood	2010-2011
--------------	-----------

ALL-DISTRICT 12 SECOND TEAM

Brandon Wood	2009-2010
Ryan Broekhoff	2011-2012
Kevin Van Wijk	2011-2012

DISTRICT 12 COACH OF THE YEAR

Homer Drew	2010-2011
------------	-----------

CoSIDA Academic

ALL-AMERICA THIRD TEAM

Joel Oberman	1972-1973
Dan Oppland	2004-2005

ALL-DISTRICT V FIRST TEAM

Dan Oppland	2004-2005
Dan Oppland	2005-2006
Alec Peters	2014-2015

Valparaiso All-Time in the NCAA Tournament

Valparaiso owns a 2-8 record in the NCAA Tournament since its move to Division I. Both of the Crusaders' wins came in 1998, when as a 13 seed, Valpo defeated fourth-seeded Ole Miss on Bryce Drew's buzzer-beating shot before downing 12th-seeded Florida State to reach the Sweet 16.

- 1996** - (3) Arizona 90, (14) Valparaiso 51
- 1997** - (5) Boston College 73, (12) Valparaiso 66
- 1998** - (13) Valparaiso 70, (4) Ole Miss 69
(13) Valparaiso 83, (12) Florida State 77 (ot)
(8) Rhode Island 74, (13) Valparaiso 68
- 1999** - (2) Maryland 82, (15) Valparaiso 60
- 2000** - (1) Michigan State 65, (16) Valparaiso 38
- 2002** - (4) Kentucky 83, (13) Valparaiso 68
- 2004** - (2) Gonzaga 76, (15) Valparaiso 49
- 2013** - (3) Michigan State 65, (14) Valparaiso 54

Valparaiso All-Time Against Possible Second/Third Round Opponents

Valparaiso's lone meeting with Maryland came in the 1999 NCAA Tournament. Valpo has also met West Virginia just once in program history - that coming at Arizona's Fiesta Bowl Classic in December of 2001, a Crusader victory.

Valpo and Buffalo have met 11 times in program history, including twice a season as members of the Mid-Continent Conference from 1994-95 through 1997-98. The Crusaders hold a 9-2 edge in the all-time series and have won eight straight matchups.

Valpo vs. Maryland - 0-1

(Most recent: Maryland 82, Valparaiso 60 - Mar. 11, 1999)

Valpo vs. West Virginia - 1-0

(Most recent: Valparaiso 76, West Virginia 57 - Dec. 28, 2001)

Valpo vs. Buffalo - 9-2

(Most recent: Valparaiso 87, Buffalo 80 - Dec. 22, 2011)

Single-Season Records

POINTS

PLAYER	YEAR	PTS
1. Bruce Lindner	1969-70	725
2. Dick Jones	1966-67	662
3. Bryce Drew	1996-97	617
4. Bryce Drew	1997-98	613
5. Tracy Gipson	1992-93	595
6. Dan Oppland	2004-05	577
7. Dan Oppland	2005-06	573
8. Anthony Allison	1995-96	566
9. Vern Curtis	1966-67	565
Brandon Wood	2009-10	565

REBOUNDS

PLAYER	YEAR	REB
1. Joel Oberman	1973-74	375
2. Donald Bielke	1952-53	370
3. Chris Ensminger	1995-96	368
4. Chris Ensminger	1994-95	315
5. Lew Keller	1959-60	299
6. Ryan Broekhoff	2011-12	290
7. John Wolfenberg	1971-72	281
8. Joaquim Gomes	2003-04	273
9. Urule Igbavboa	2007-08	263
10. Vern Curtis	1966-67	261

ASSISTS

PLAYER	YEAR	AST
1. John McIlvain	1982-83	197
2. Ali Berdiel	2003-04	185
3. John McIlvain	1983-84	165
4. Bryce Drew	1995-96	164
5. Scott Anselm	1988-89	163
6. Bryce Drew	1994-95	162
7. Bryce Drew	1997-98	155
8. Ali Berdiel	2002-03	146
9. Bryce Drew	1996-97	145
10. Jarryd Loyd	2007-08	143

POINTS/GAME

PLAYER	YEAR	PPG
1. Bruce Lindner	1969-70	27.8
2. Dick Jones	1966-67	22.8
3. John Wolfenberg	1971-72	21.4
4. Tracy Gipson	1992-93	21.3
5. Chuck Kriston	1962-63	21.2
6. Jim Zweifel	1960-61	20.9
7. Bryce Drew	1996-97	19.9
8. Bryce Drew	1997-98	19.8
Dan Oppland	2005-06	19.8
10. Vern Curtis	1966-67	19.5
Bruce Lindner	1968-69	19.5

Minimum 75% of team's games

REBOUNDS/GAME

PLAYER	YEAR	RPG
1. Donald Bielke	1952-53	15.4
2. Joel Oberman	1973-74	15.0
3. Lew Keller	1959-60	12.0
4. Chris Ensminger	1995-96	11.5
5. Chris Ensminger	1994-95	11.3
6. John Wolfenberg	1971-72	10.8
7. Jon Robisch	1963-64	10.3
8. Jim Lichtenberger	1961-62	9.6
9. Wally Schultz	1971-72	9.4
Morris Smith	1980-81	9.4

Minimum 75% of team's games

STEALS

PLAYER	YEAR	STL
1. Lubos Barton	2001-02	63
2. Scott Anselm	1988-89	61
3. Ali Berdiel	2002-03	57
Stalin Ortiz	2001-02	57
5. Stalin Ortiz	2002-03	56
6. Brandon Wood	2010-11	55
Erik Buggs	2012-13	55
8. Bryce Drew	1997-98	53
9. Ali Berdiel	2003-04	52
10. Milo Stovall	2001-02	51

FIELD GOALS

PLAYER	YEAR	FGM
1. Bruce Lindner	1969-70	274
2. John Wolfenberg	1971-72	253
3. Dick Jones	1966-67	248
4. Anthony Allison	1995-96	240
5. Dan Oppland	2005-06	231
6. John Wolfenberg	1972-73	230
7. Tracy Gipson	1992-93	217
8. Vern Curtis	1966-67	214
9. Dan Oppland	2004-05	211
10. Bryce Drew	1997-98	208

FIELD GOAL %

PLAYER	YEAR	FG%
1. Wayne Charles*	1994-95	70.4%
2. Kevin Van Wijk	2012-13	63.3%
3. Zoran Viskovic	1997-98	62.9%
4. Kevin Van Wijk	2011-12	61.7%
5. Zoran Viskovic	1998-99	60.8%
6. Jeff Simmons	1980-81	60.1%
7. Wayne Charles	1993-94	59.1%
8. Pete Schmelzer	1976-77	58.0%
9. Vern Curtis	1965-66	57.2%
Raitis Grafts	2001-02	57.2%

Minimum 100 attempts

* - Failed to meet min. attempts, but retains position when given 100 attempts

BLOCKED SHOTS

PLAYER	YEAR	BLK
1. Vashil Fernandez	2014-15	98
2. Moussa Gueye	2013-14	71
3. Raitis Grafts	2000-01	67
4. Raitis Grafts	2001-02	66
5. Vashil Fernandez	2013-14	58
6. Raitis Grafts	2002-03	57
Mohamed Kone	2005-06	57
8. Joaquim Gomes	2003-04	54
9. Zoran Viskovic	1998-99	51
10. Zoran Viskovic	1997-98	49

Single-Season Records

3-POINTERS

PLAYER	YEAR	3PTM
1. Bryce Drew	1996-97	100
2. Bryce Drew	1997-98	94
3. Bryce Drew	1995-96	92
Mike Jones	1988-89	92
5. Shawn Huff	2007-08	91
6. Ryan Broekhoff	2012-13	83
7. Alec Peters	2014-15	79
8. Bryce Drew	1994-95	78
9. Samuel Haanpää	2006-07	76
10. Lubos Barton	2001-02	74

3-POINT %

PLAYER	YEAR	3PT%
1. Lance Barker	1991-92	52.1%
2. Mike Jones	1988-89	49.2%
3. Shawn Huff	2007-08	47.9%
4. Casey Schmidt	1992-93	47.7%
5. Alec Peters	2014-15	46.2%
6. Scott Anselm	1986-87	46.1%
7. Seth Colclasure	2005-06	46.0%
8. Bryce Drew	1994-95	45.9%
9. Bryce Drew	1996-97	45.7%
Samuel Haanpää	2006-07	45.7%

Minimum 75 attempts

Single-Game Records

Individual

Points - 51, **Bruce Lindner**

DePauw (1969-70)

Division I record - 39, **Brandon Wood**

at Georgia Southern (11/27/09)

Field Goals - 21, **Bruce Lindner**

DePauw (1969-70)

Field Goal Pct. - 1.000 (11-for-11),

Zoran Viskovic Chicago State (1/3/98)

Free Throws - 18, **Ron Howard**

Centenary (2/5/04)

Rebounds - 24, **Chris Ensminger**

Northeastern Illinois (1/4/96)

Assists - 16, **John McIlvain**

at UIC (1/13/83)

Steals - 7 twice (M.R. **Milo Stovall**

at Texas A&M-CC 12/12/99)

Blocks - 7, three times (M.R. **Moussa Gueye** Oakland [2/9/14]; **Vashil Fernandez** at UIC [2/1/14])

3-Pt. Field Goals - 10, **Samuel Haanpää**

Chicago State (12/15/07)

3-Pt FG Pct. - 1.000 (6-for-6), three times:

- **Jared Nuness** at Belmont (12/22/97)

- **Ryan Broekhoff** Detroit (2/2/12)

- **Matt Kenney** at Green Bay (3/2/13)

FREE THROWS

PLAYER	YEAR	FTM
1. Bruce Lindner	1969-70	177
2. Dick Jones	1966-67	166
3. Lavonte Dority	2013-14	145
4. Fran Clements	1961-62	142
Ed Eckart	1956-57	142
6. Bruce Lindner	1968-69	139
Dan Oppland	2003-04	139
8. Vern Curtis	1966-67	137
John Meyne	1983-84	137
10. Dick Jones	1967-68	134

FREE THROW %

PLAYER	YEAR	FT%
1. Casey Schmidt	1993-94	92.6%
2. Dick Jones	1966-67	89.7%
Casey Schmidt	1992-93	89.7%
4. Dick Jones	1965-66	89.1%
5. Bruce Lindner	1969-70	88.9%
6. Chuck Kriston	1962-63	88.3%
7. Ryan Broekhoff	2012-13	88.1%
8. Chuck Kriston	1961-62	88.0%
9. Bryce Drew	1996-97	87.9%
10. Lance Barker	1994-95	87.8%

Minimum 75 attempts

POINTS SCORED

OPPONENT	DATE	PTS
1. Muhlenberg	12/6/68	138
2. Western Ontario	12/5/64	132
3. Washington (Mo.)	1/22/66	125
4. Wabash	1973-74	121
Wheaton	3/1/69	121
6. Alberta	12/16/65	120
Luther	12/11/65	120
8. vs. Chicago State	3/3/96	118
9. Concordia (Minn.)	12/10/66	117
10. at Ball State	2/19/64	116

VICTORY MARGIN

OPPONENT	DATE	MoV
1. Western Ontario	12/5/64	79 (132-53)
2. IU-South Bend	11/28/05	70 (111-41)
3. Guatemala Olympics	12/8/49	64 (97-33)
4. North Park	11/10/13	63 (113-50)
5. Alberta	12/16/65	60 (120-60)
vs. American College	1920-21	60 (70-10)
7. Purdue North Central	11/18/10	54 (98-44)
vs. Chicago Tech	1920-21	54 (66-12)
9. Capital	12/10/65	53 (112-59)
vs. General Medical	1922-23	53 (62-9)

Team

Free Throws - 44, **DePauw** (1/12/57)

Rebounds - 81, vs. **DePauw** (1962-63)

Assists- 36, **IU-South Bend** (11/28/05)

Blocks - 12, **Northern Illinois** (1/21/98)

Steals - 19, vs. **Centenary** (12/10/88)

3-Pt FGs - 19, **Butler** (2/6/89)

Career Records

POINTS

PLAYER	YEARS	PTS
1. Bryce Drew	1994-98	2,142
2. Tracy Gipson	1989-93	1,785
3. Dan Oppland	2002-06	1,780
4. Lubos Barton	1998-02	1,675
5. Raitis Grafts	1999-03	1,621
6. Ryan Broekhoff	2009-13	1,591
7. Bruce Lindner	1967-70	1,539
8. Dick Jones	1965-68	1,520
9. Harry Bell	1984-88	1,508
10. David Redmon	1992-95	1,470
11. Jim Ford	1985-89	1,436
12. John Wolfenberg	1970-73	1,430
13. Jeff Simmons	1978-82	1,395
14. Mike Jones	1986-90	1,378
15. Milo Stovall	1998-02	1,345
16. Chuck Kriston	1960-63	1,287
17. Darryl Ashby	1974-78	1,247
18. Lance Barker	1991-95	1,196
19. Scott Anselm	1985-89	1,195
20. Vern Curtis	1964-67	1,190

REBOUNDS

PLAYER	YEARS	REB
1. Chris Enslinger	1992-96	910
2. Raitis Grafts	1999-03	841
Ryan Broekhoff	2009-13	841
4. Dan Oppland	2002-06	782
5. Lubos Barton	1998-02	753
6. Urule Igbavboa	2005-09	706
7. Joaquim Gomes	2000-04	704
8. John Wolfenberg	1970-73	702
9. Jeff Simmons	1978-82	681
10. Darryl Ashby	1974-78	662
11. Harry Bell	1984-88	647
12. Jim Ford	1985-89	641
13. Ken Rakow	1964-67	622
14. Wally Schultz	1970-73	584
15. Bill Jenkins	1994-98	574
16. Zoran Viskovic	1996-99	551
17. Jon Robisch	1961-64	546
Joel Oberman	1971-75	546
19. Jim Stueve	1982-86	545
20. Donald Bielke	1951-53	521
Max Kipfer	1975-79	521

ASSISTS

PLAYER	YEARS	AST
1. Bryce Drew	1994-98	626
2. John McIlvain	1980-84	582
3. Ali Berdiel	2001-06	507
4. Erik Buggs	2008-13	425
5. Jarryd Loyd	2004-08	405
6. Todd Smith	1985-89	368
7. Scott Anselm	1985-89	360
Lubos Barton	1998-02	360
9. Jamie Sykes	1993-98	359
10. Matt Kenney	2009-13	330
11. Rob Cavanaugh	1990-94	329
12. Tracy Gipson	1989-93	316
Brandon McPherson	2005-10	316
14. Milo Stovall	1998-02	295
15. Jared Nuness	1997-02	290
16. Tim Hostetler	1974-78	284
17. Greg Tonagel	1998-04	280
18. Ron Howard	2003-06	247
19. Ryan Broekhoff	2009-13	246
20. Jake Diebler	2005-09	229

POINTS/GAME

PLAYER	YEARS	PPG
1. Bruce Lindner	1967-70	19.5
2. Chuck Kriston	1960-63	18.9
3. John Wolfenberg	1970-73	18.6
4. John Meyne	1982-84	18.4
5. Dick Jones	1965-68	18.3
6. David Redmon	1992-95	17.7
Bryce Drew	1994-98	17.7
8. Casey Schmidt	1992-94	17.5
9. Brandon Wood	2009-11	17.2
10. Tracy Gipson	1989-93	16.4

Minimum 50 games played

REBOUNDS/GAME

PLAYER	YEARS	RPG
1. Donald Bielke*	1951-53	11.1
2. Joel Oberman	1971-75	9.9
3. John Wolfenberg	1970-73	9.1
4. Jon Robisch	1961-64	9.0
5. Morris Smith	1979-81	8.7
6. Wally Schultz	1970-73	8.2
7. Chris Enslinger	1992-96	7.8
8. Ken Rakow	1964-67	7.7
9. Lynn Seyfert*	1970-72	7.2
10. Ed Eckart	1953-57	6.8

Minimum 50 games played

* - Failed to meet minimum games requirement, but retain position when given 50 games

GAMES PLAYED

PLAYER	YEARS	GP
1. Erik Buggs	2008-13	138
2. Ryan Broekhoff	2009-13	134
3. Howard Little	2007-11	133
4. Matt Kenney	2009-13	130
5. Brandon McPherson	2005-10	129
Michael Rogers	2007-11	129
7. Raitis Grafts	1999-03	127
8. Jason Jenkins	1997-02	126
9. Antti Nikkila	1999-03	125
10. Jamie Sykes	1993-98	124
Lubos Barton	1998-02	124
Milo Stovall	1998-02	124
Joaquim Gomes	2000-04	124
Ali Berdiel	2001-06	124

Career Records

FIELD GOALS

PLAYER	YEARS	FGM
1. Bryce Drew	1994-98	696
2. Tracy Gipson	1989-93	682
3. Dan Oppland	2002-06	673
4. John Wolfenberg	1970-73	634
5. Harry Bell	1984-88	606
6. Raitis Grafts	1999-03	592
7. Bruce Lindner	1967-70	575
8. Lubos Barton	1998-02	566
9. Dick Jones	1965-68	565
10. Jeff Simmons	1978-82	564

FIELD GOAL %

PLAYER	YEARS	FG%
1. Kevin Van Wijk	2010-13	60.8%
2. Zoran Viskovic	1996-99	59.5%
3. Ivan Vujic	1998-00	56.3%
4. Raitis Grafts	1999-03	55.7%
5. Urule Igbavboa	2005-09	53.6%
6. Chris Enslinger	1992-96	52.3%
7. Morris Smith*	1979-81	52.2%
8. Cory Johnson	2009-11	51.9%
9. Dan Oppland	2002-06	51.7%
10. Jeff Simmons	1978-82	51.5%

Minimum 500 field goal attempts

* - Failed to meet min. attempts requirement, but retains position when given minimum

BLOCKED SHOTS

PLAYER	YEARS	BLK
1. Raitis Grafts	1999-03	228
2. Vashil Fernandez	2012-pres.	170
3. Zoran Viskovic	1996-99	127
4. Joaquim Gomes	2000-04	111
5. Ryan Broekhoff	2009-13	100
6. Harry Bell	1984-88	94
7. Morris Smith	1979-81	90
8. Antti Nikkila	1999-03	84
9. Lubos Barton	1998-02	74
10. Urule Igbavboa	2005-09	73

3-POINTERS

PLAYER	YEARS	3PTM
1. Bryce Drew	1994-98	364
2. Ryan Broekhoff	2009-13	252
3. Lubos Barton	1998-02	244
4. Lance Barker	1991-95	177
5. Mike Jones	1986-89	175
6. David Redmon	1992-95	173
7. Shawn Huff	2004-08	170
8. Milo Stovall	1998-02	159
9. Brandon McPherson	2005-10	158
10. Seth Colclasure	2002-06	150

3-POINT %

PLAYER	YEARS	3PT%
1. Samuel Haanpää	2006-08	44.5%
2. Bryce Drew	1994-98	43.5%
3. Shawn Huff	2004-08	43.5%
4. Lance Barker	1991-95	42.8%
5. Seth Colclasure	2002-06	42.6%
6. Alec Peters	2013-pres.	42.5%
7. Rob Cavanaugh	1990-94	42.3%
8. Casey Schmidt	1992-94	41.0%
9. Mike Jones	1986-90	40.9%
10. Ryan Broekhoff	2009-13	40.8%

Minimum 150 career attempts

STEALS

PLAYER	YEARS	STL
1. Lubos Barton	1998-02	190
2. Bryce Drew	1994-98	186
3. Ali Berdiel	2001-06	176
4. Scott Anselm	1985-89	174
5. Milo Stovall	1998-02	165
6. John McIlvain	1980-84	157
Erik Buggs	2008-13	157
8. Jamie Sykes	1993-98	150
9. Howard Little	2007-11	145
10. Raitis Grafts	1999-03	142

FREE THROWS

PLAYER	YEARS	FTM
1. Ed Eckart	1953-57	452
2. Raitis Grafts	1999-03	414
3. Bruce Lindner	1967-70	391
4. Dick Jones	1965-68	390
5. Bryce Drew	1994-98	386
6. Dan Oppland	2002-06	364
7. Fran Clements	1959-62	328
8. Tracy Gipson	1989-93	327
9. Urule Igbavboa	2005-09	326
10. Milo Stovall	1998-02	324

FREE THROW %

PLAYER	YEARS	FT%
1. Chuck Kriston	1960-63	86.5%
Dick Jones	1965-68	86.5%
3. Bruce Lindner	1967-70	85.2%
4. Lavonte Dority	2012-14	83.8%
5. Bryce Drew	1994-98	83.4%
6. David Redmon	1992-95	82.6%
7. Rob Cavanaugh	1990-94	82.5%
8. Ryan Broekhoff	2009-13	81.8%
9. Dennis Olson	1961-64	80.0%
10. Lubos Barton	1998-02	79.7%

Minimum 225 career attempts

2014-15 Valparaiso Basketball
Valparaiso Individual Game-by-Game (as of Mar 13, 2015)
All games

#00 CARTER, Keith

Opponent	Date	gs	min	Total		3-Pointers		Free throws		Rebounds				pf	a	t/o	blk	stl	pts	avg	
				fg-fga	pct	3fg-fga	pct	ft-fga	pct	off	def	tot	avg								
EAST TENNESSEE STAT	11/14/14	*	26	1-3	.333	0-1	.000	1-2	.500	0	2	2	2.0	5	4	1	1	0	3	3.0	
at Missouri	11/16/14	*	28	0-5	.000	0-4	.000	0-0	.000	0	3	3	2.5	3	3	1	0	0	0	1.5	
IU SOUTH BEND	11/19/14	*	24	4-5	.800	2-3	.667	0-3	.000	0	5	5	3.3	1	2	3	0	1	10	4.3	
vs Arkansas Pine Bluff	11/21/14	*	26	3-5	.600	1-2	.500	0-0	.000	1	0	1	2.8	2	7	3	0	1	7	5.0	
vs Maine	11/23/14	*	23	3-5	.600	0-1	.000	0-0	.000	1	2	3	2.8	1	4	2	0	3	6	5.2	
vs Drake	11/28/14	*	31	5-8	.625	3-5	.600	2-4	.500	0	2	2	2.7	1	3	0	0	2	15	6.8	
vs Murray State	11/29/14	*	30	3-5	.600	1-1	1.000	0-2	.000	0	3	3	2.7	3	3	3	0	4	7	6.9	
vs Portland	11/30/14	*	31	4-10	.400	1-4	.250	0-0	.000	0	2	2	2.6	2	4	3	0	0	9	7.1	
at Eastern Kentucky	12/03/14	*	33	3-5	.600	1-1	1.000	2-2	1.000	1	2	3	2.7	2	7	4	0	2	9	7.3	
NEW MEXICO	12/06/14	*	38	3-9	.333	1-5	.200	0-0	.000	1	3	4	2.8	1	4	3	0	4	7	7.3	
TRINITY INTERNATIONAL	12/10/14	*	20	5-7	.714	2-3	.667	0-0	.000	1	6	7	3.2	1	0	2	1	1	12	7.7	
BALL STATE	12/13/14	*	32	2-7	.286	0-4	.000	2-2	1.000	0	8	8	3.6	3	5	1	0	0	6	7.6	
at IPFW	12/20/14	*	35	7-11	.636	4-4	1.000	0-0	.000	1	2	3	3.5	2	4	3	0	4	18	8.4	
GOSHEN	12/21/14	*	24	3-7	.429	2-5	.400	2-2	1.000	0	4	4	3.6	3	4	2	1	1	10	8.5	
at James Madison	12/29/14	*	25	5-7	.714	1-2	.500	2-2	1.000	1	4	5	3.7	0	4	0	1	2	13	8.8	
at Oakland	01/02/15	*	37	7-17	.412	4-12	.333	0-0	.000	2	2	4	3.7	5	3	3	0	0	18	9.4	
YOUNGSTOWN STATE	01/04/15	*	31	6-12	.500	3-5	.600	0-0	.000	2	8	10	4.1	2	4	0	0	0	15	9.7	
UIC	01/08/15		dnp	-	-	-	-	-	-	-	-	-	-	-	-	-	-	-	-	-	
CLEVELAND STATE	01/10/15		dnp	-	-	-	-	-	-	-	-	-	-	-	-	-	-	-	-	-	
at Wright State	1/17/15		dnp	-	-	-	-	-	-	-	-	-	-	-	-	-	-	-	-	-	
at Youngstown State	1/20/15		dnp	-	-	-	-	-	-	-	-	-	-	-	-	-	-	-	-	-	
at Green Bay	1/23/15		dnp	-	-	-	-	-	-	-	-	-	-	-	-	-	-	-	-	-	
MILWAUKEE	01/26/15		dnp	-	-	-	-	-	-	-	-	-	-	-	-	-	-	-	-	-	
at UIC	1-31-15		dnp	-	-	-	-	-	-	-	-	-	-	-	-	-	-	-	-	-	
DETROIT	02/04/15		dnp	-	-	-	-	-	-	-	-	-	-	-	-	-	-	-	-	-	
OAKLAND	02/08/15		dnp	-	-	-	-	-	-	-	-	-	-	-	-	-	-	-	-	-	
GREEN BAY	02/13/15		dnp	-	-	-	-	-	-	-	-	-	-	-	-	-	-	-	-	-	
at Milwaukee	02/15/15		12	1-3	.333	0-2	.000	0-0	.000	0	1	1	3.9	0	3	0	0	0	2	9.3	
WRIGHT STATE	02/21/15		19	3-6	.500	1-4	.250	2-2	1.000	0	0	0	3.7	0	2	1	0	0	9	9.3	
at Detroit	02/25/15		19	2-5	.400	1-3	.333	1-2	.500	0	0	0	3.5	1	2	1	0	1	6	9.1	
at Cleveland State	2/27/15		26	1-3	.333	1-3	.333	0-0	.000	0	0	0	3.3	1	3	3	0	1	3	8.8	
CLEVELAND STATE	03/07/15		27	1-6	.167	1-5	.200	0-0	.000	1	3	4	3.4	3	3	0	1	0	3	8.5	
GREEN BAY	03/10/15		33	1-4	.250	1-2	.500	5-6	.833	0	7	7	3.5	3	6	3	1	2	8	8.5	
Totals			17	630	73-155	.471	31-81	.383	19-29	.655	12	69	81	3.5	45	84	42	6	29	196	8.5

Games played: 23
Minutes/game: 27.4
Points/game: 8.5
FG Pct: 47.1
3FG Pct: 38.3
FT Pct: 65.5

Rebounds/game: 3.5
Assists/game: 3.7
Turnovers/game: 1.8
Assist/turnover ratio: 2.0
Steals/game: 1.3
Blocks/game: 0.3

2014-15 Valparaiso Basketball
Valparaiso Individual Game-by-Game (as of Mar 13, 2015)
All games

#01 NICKERSON, E. Victor

Opponent	Date	gs	min	Total		3-Pointers		Free throws		Rebounds				pf	a	t/o	blk	stl	pts	avg	
				fg-fga	pct	3fg-fga	pct	ft-fa	pct	off	def	tot	avg								
EAST TENNESSEE STAT	11/14/14		4	0-1	.000	0-0	.000	0-0	.000	0	0	0	0.0	0	1	1	0	0	0	0.0	
at Missouri	11/16/14		17	4-5	.800	1-1	1.000	3-3	1.000	1	0	1	0.5	0	1	1	0	0	12	6.0	
IU SOUTH BEND	11/19/14		9	1-2	.500	1-2	.500	0-0	.000	0	0	0	0.3	0	3	2	0	0	3	5.0	
vs Arkansas Pine Bluff	11/21/14		11	1-3	.333	0-0	.000	1-3	.333	3	1	4	1.3	0	0	0	0	0	3	4.5	
vs Maine	11/23/14		18	1-2	.500	1-2	.500	0-0	.000	0	2	2	1.4	4	4	1	1	0	3	4.2	
vs Drake	11/28/14		16	1-3	.333	0-1	.000	1-1	1.000	0	1	1	1.3	3	2	1	0	2	3	4.0	
vs Murray State	11/29/14		12	1-2	.500	0-1	.000	5-6	.833	0	3	3	1.6	2	2	1	0	0	7	4.4	
vs Portland	11/30/14		11	4-5	.800	0-1	.000	0-0	.000	0	1	1	1.5	1	1	2	0	1	8	4.9	
at Eastern Kentucky	12/03/14		14	0-1	.000	0-0	.000	3-3	1.000	0	1	1	1.4	2	3	5	0	0	3	4.7	
NEW MEXICO	12/06/14		16	2-4	.500	0-1	.000	4-4	1.000	0	2	2	1.5	4	1	2	0	0	8	5.0	
TRINITY INTERNATIONAL	12/10/14		dnp	-	-	-	-	-	-	-	-	-	-	-	-	-	-	-	-	-	
BALL STATE	12/13/14		17	4-9	.444	0-1	.000	1-2	.500	0	0	0	1.4	2	2	0	0	2	9	5.4	
at IPFW	12/20/14		16	1-6	.167	0-1	.000	3-3	1.000	3	3	6	1.8	0	1	3	0	0	5	5.3	
GOSHEN	12/21/14		16	1-4	.250	0-2	.000	0-0	.000	3	3	6	2.1	2	4	2	0	0	2	5.1	
at James Madison	12/29/14		14	3-5	.600	0-0	.000	3-4	.750	2	2	4	2.2	1	0	2	0	1	9	5.4	
at Oakland	01/02/15		16	0-4	.000	0-1	.000	0-2	.000	0	0	0	2.1	2	3	1	0	0	0	5.0	
YOUNGSTOWN STATE	01/04/15		20	3-7	.429	0-0	.000	3-4	.750	1	0	1	2.0	3	0	1	2	0	9	5.3	
UIC	01/08/15	*	18	3-8	.375	0-2	.000	1-2	.500	0	3	3	2.1	2	2	1	0	0	7	5.4	
CLEVELAND STATE	01/10/15	*	26	1-5	.200	0-1	.000	0-3	.000	0	4	4	2.2	1	3	6	0	2	2	5.2	
at Wright State	1/17/15	*	26	2-10	.200	1-4	.250	3-4	.750	1	2	3	2.2	1	3	4	1	0	8	5.3	
at Youngstown State	1/20/15	*	19	1-4	.250	1-2	.500	2-2	1.000	1	4	5	2.4	2	3	4	0	1	5	5.3	
at Green Bay	1/23/15	*	29	4-11	.364	0-1	.000	2-2	1.000	1	4	5	2.5	2	0	1	0	1	10	5.5	
MILWAUKEE	01/26/15	*	24	3-4	.750	0-1	.000	0-1	.000	0	0	0	2.4	1	3	1	0	2	6	5.5	
at UIC	1-31-15	*	26	4-6	.667	0-0	.000	2-2	1.000	0	2	2	2.3	4	3	2	0	0	10	5.7	
DETROIT	02/04/15	*	24	2-5	.400	1-2	.500	2-3	.667	0	2	2	2.3	4	3	6	1	1	7	5.8	
OAKLAND	02/08/15	*	28	7-11	.636	1-3	.333	1-4	.250	0	0	0	2.2	1	3	1	0	1	16	6.2	
GREEN BAY	02/13/15	*	22	2-5	.400	1-1	1.000	4-7	.571	1	4	5	2.3	2	0	5	0	1	9	6.3	
at Milwaukee	02/15/15	*	21	2-3	.667	0-0	.000	1-2	.500	0	2	2	2.3	1	1	1	0	2	5	6.3	
WRIGHT STATE	02/21/15	*	22	2-5	.400	1-1	1.000	2-2	1.000	0	1	1	2.3	1	3	3	0	0	7	6.3	
at Detroit	02/25/15	*	18	0-2	.000	0-1	.000	2-2	1.000	0	0	0	2.2	2	2	0	0	1	2	6.1	
at Cleveland State	2/27/15	*	15	1-2	.500	1-1	1.000	0-0	.000	0	1	1	2.2	2	1	0	0	0	3	6.0	
CLEVELAND STATE	03/07/15	*	34	2-9	.222	0-3	.000	2-2	1.000	0	3	3	2.2	1	4	3	0	1	6	6.0	
GREEN BAY	03/10/15	*	33	4-9	.444	1-2	.500	2-2	1.000	0	2	2	2.2	2	1	3	0	2	11	6.2	
Totals			16	612	67-162	.414	11-39	.282	53-75	.707	17	53	70	2.2	55	63	66	5	21	198	6.2

Games played: 32
Minutes/game: 19.1
Points/game: 6.2
FG Pct: 41.4
3FG Pct: 28.2
FT Pct: 70.7

Rebounds/game: 2.2
Assists/game: 2.0
Turnovers/game: 2.1
Assist/turnover ratio: 1.0
Steals/game: 0.7
Blocks/game: 0.2

2014-15 Valparaiso Basketball
Valparaiso Individual Game-by-Game (as of Mar 13, 2015)
All games

#02 WALKER, Tevonn

Opponent	Date	gs	min	Total		3-Pointers		Free throws		Rebounds				pf	a	t/o	blk	stl	pts	avg	
				fg-fga	pct	3fg-fga	pct	ft-fga	pct	off	def	tot	avg								
EAST TENNESSEE STAT	11/14/14	*	32	4-8	.500	0-3	.000	8-8	1.000	2	2	4	4.0	0	3	0	0	0	16	16.0	
at Missouri	11/16/14	*	27	3-9	.333	0-2	.000	0-0	.000	0	1	1	2.5	1	0	2	0	1	6	11.0	
IU SOUTH BEND	11/19/14	*	16	4-6	.667	1-3	.333	1-2	.500	0	3	3	2.7	1	2	2	0	1	10	10.7	
vs Arkansas Pine Bluff	11/21/14	*	30	2-9	.222	2-7	.286	0-0	.000	2	1	3	2.8	3	2	3	0	4	6	9.5	
vs Maine	11/23/14	*	17	6-10	.600	1-1	1.000	3-5	.600	3	1	4	3.0	0	2	4	0	1	16	10.8	
vs Drake	11/28/14	*	19	2-6	.333	0-3	.000	0-0	.000	0	3	3	3.0	4	2	0	1	1	4	9.7	
vs Murray State	11/29/14	*	24	3-7	.429	0-3	.000	2-5	.400	0	5	5	3.3	4	3	3	1	3	8	9.4	
vs Portland	11/30/14	*	25	3-8	.375	0-3	.000	3-5	.600	1	6	7	3.8	2	1	1	0	0	9	9.4	
at Eastern Kentucky	12/03/14	*	33	5-11	.455	2-4	.500	3-5	.600	3	1	4	3.8	1	2	1	0	0	15	10.0	
NEW MEXICO	12/06/14	*	25	1-3	.333	0-1	.000	3-6	.500	1	1	2	3.6	1	2	1	0	1	5	9.5	
TRINITY INTERNATIONAL	12/10/14		19	6-11	.545	0-2	.000	3-4	.750	2	1	3	3.5	1	2	2	0	3	15	10.0	
BALL STATE	12/13/14	*	21	2-6	.333	0-1	.000	5-7	.714	1	1	2	3.4	3	1	1	1	0	9	9.9	
at IPFW	12/20/14	*	35	3-8	.375	2-4	.500	0-0	.000	0	2	2	3.3	1	4	0	0	0	8	9.8	
GOSHEN	12/21/14	*	32	2-7	.286	0-3	.000	6-8	.750	1	2	3	3.3	2	4	3	0	2	10	9.8	
at James Madison	12/29/14	*	22	4-10	.400	2-3	.667	2-2	1.000	0	2	2	3.2	1	1	1	0	1	12	9.9	
at Oakland	01/02/15	*	35	8-13	.615	2-3	.667	4-7	.571	1	1	2	3.1	2	2	1	0	1	22	10.7	
YOUNGSTOWN STATE	01/04/15	*	30	3-12	.250	0-3	.000	2-2	1.000	1	1	2	3.1	3	0	2	0	1	8	10.5	
UIC	01/08/15	*	26	4-7	.571	0-0	.000	3-5	.600	0	2	2	3.0	3	2	1	0	1	11	10.6	
CLEVELAND STATE	01/10/15	*	34	4-8	.500	0-2	.000	1-3	.333	2	1	3	3.0	2	3	2	0	1	9	10.5	
at Wright State	1/17/15	*	32	3-7	.429	0-1	.000	5-7	.714	2	3	5	3.1	3	1	5	0	2	11	10.5	
at Youngstown State	1/20/15	*	30	5-8	.625	3-3	1.000	0-0	.000	0	5	5	3.2	4	2	2	0	0	13	10.6	
at Green Bay	1/23/15	*	35	2-12	.167	1-2	.500	2-2	1.000	3	10	13	3.6	0	0	1	0	0	7	10.5	
MILWAUKEE	01/26/15	*	26	3-5	.600	2-2	1.000	2-2	1.000	2	1	3	3.6	1	1	1	0	3	10	10.4	
at UIC	1-31-15	*	30	3-7	.429	1-1	1.000	7-9	.778	1	3	4	3.6	3	1	1	0	3	14	10.6	
DETROIT	02/04/15	*	32	7-13	.538	0-2	.000	5-6	.833	1	3	4	3.6	2	2	0	0	0	19	10.9	
OAKLAND	02/08/15	*	26	4-7	.571	0-1	.000	4-4	1.000	0	0	0	3.5	2	3	2	0	2	12	11.0	
GREEN BAY	02/13/15	*	31	7-12	.583	2-2	1.000	4-4	1.000	1	4	5	3.6	4	1	4	0	1	20	11.3	
at Milwaukee	02/15/15	*	35	6-16	.375	0-4	.000	0-0	.000	5	1	6	3.6	2	3	1	0	4	12	11.3	
WRIGHT STATE	02/21/15	*	29	0-2	.000	0-1	.000	0-0	.000	1	1	2	3.6	1	1	0	0	0	0	10.9	
at Detroit	02/25/15	*	32	1-5	.200	1-3	.333	2-2	1.000	0	4	4	3.6	3	3	0	0	0	5	10.7	
at Cleveland State	2/27/15	*	36	4-4	1.000	2-2	1.000	1-2	.500	0	2	2	3.5	1	0	4	0	0	11	10.7	
CLEVELAND STATE	03/07/15	*	9	1-1	1.000	0-0	.000	0-0	.000	0	0	0	3.4	0	0	0	0	0	2	10.5	
GREEN BAY	03/10/15	*	4	0-0	.000	0-0	.000	0-0	.000	0	1	1	3.4	0	0	0	0	0	0	10.2	
Totals			32	889	115-258	.446	24-75	.320	81-112	.723	36	75	111	3.4	61	56	51	3	37	335	10.2

Games played: 33
Minutes/game: 26.9
Points/game: 10.2
FG Pct: 44.6
3FG Pct: 32.0
FT Pct: 72.3

Rebounds/game: 3.4
Assists/game: 1.7
Turnovers/game: 1.5
Assist/turnover ratio: 1.1
Steals/game: 1.1
Blocks/game: 0.1

2014-15 Valparaiso Basketball
Valparaiso Individual Game-by-Game (as of Mar 13, 2015)
All games

#03 JOSEPH, Max

Opponent	Date	gs	min	Total		3-Pointers		Free throws		Rebounds				pf	a	t/o	blk	stl	pts	avg
				fg-fga	pct	3fg-fga	pct	ft-fa	pct	off	def	tot	avg							
EAST TENNESSEE STAT	11/14/14		14	0-1	.000	0-0	.000	3-4	.750	0	0	0	0.0	3	1	3	0	1	3	3.0
at Missouri	11/16/14		10	0-0	.000	0-0	.000	0-2	.000	0	2	2	1.0	3	0	2	0	1	0	1.5
IU SOUTH BEND	11/19/14		22	1-4	.250	1-2	.500	0-0	.000	1	3	4	2.0	1	3	2	0	0	3	2.0
vs Arkansas Pine Bluff	11/21/14		14	0-1	.000	0-0	.000	0-0	.000	0	0	0	1.5	3	0	2	0	0	0	1.5
vs Maine	11/23/14		9	0-2	.000	0-1	.000	2-2	1.000	1	2	3	1.8	2	1	3	0	1	2	1.6
vs Drake	11/28/14		6	1-1	1.000	0-0	.000	0-1	.000	0	0	0	1.5	0	0	0	0	0	2	1.7
vs Murray State	11/29/14		7	0-0	.000	0-0	.000	0-0	.000	0	0	0	1.3	0	1	1	0	0	0	1.4
vs Portland	11/30/14		1	0-0	.000	0-0	.000	0-0	.000	0	0	0	1.1	0	0	0	0	0	0	1.3
at Eastern Kentucky	12/03/14		dnp	-	-	-	-	-	-	-	-	-	-	-	-	-	-	-	-	-
NEW MEXICO	12/06/14		dnp	-	-	-	-	-	-	-	-	-	-	-	-	-	-	-	-	-
TRINITY INTERNATIONAL	12/10/14		20	3-7	.429	0-2	.000	1-4	.250	3	1	4	1.4	0	2	2	0	4	7	1.9
BALL STATE	12/13/14		2	0-0	.000	0-0	.000	0-0	.000	0	0	0	1.3	0	0	0	0	0	0	1.7
at IPFW	12/20/14		dnp	-	-	-	-	-	-	-	-	-	-	-	-	-	-	-	-	-
GOSHEN	12/21/14		11	0-0	.000	0-0	.000	0-1	.000	0	0	0	1.2	0	1	0	0	1	0	1.5
at James Madison	12/29/14		9	0-1	.000	0-1	.000	0-0	.000	0	2	2	1.3	2	1	1	0	0	0	1.4
at Oakland	01/02/15		1	0-0	.000	0-0	.000	0-0	.000	0	0	0	1.2	0	0	0	0	0	0	1.3
YOUNGSTOWN STATE	01/04/15		1	0-0	.000	0-0	.000	0-0	.000	0	0	0	1.1	0	0	0	0	0	0	1.2
UIC	01/08/15		26	3-3	1.000	2-2	1.000	1-2	.500	0	3	3	1.2	4	3	1	1	0	9	1.7
CLEVELAND STATE	01/10/15		20	0-1	.000	0-1	.000	0-0	.000	0	3	3	1.3	4	3	2	0	0	0	1.6
at Wright State	1/17/15		12	0-3	.000	0-1	.000	0-0	.000	3	0	3	1.4	0	2	1	0	0	0	1.5
at Youngstown State	1/20/15		21	1-1	1.000	1-1	1.000	2-2	1.000	0	1	1	1.4	0	3	1	0	0	5	1.7
at Green Bay	1/23/15		14	2-3	.667	0-0	.000	0-0	.000	0	0	0	1.3	0	1	0	1	0	4	1.8
MILWAUKEE	01/26/15		16	1-2	.500	0-0	.000	2-2	1.000	0	0	0	1.3	0	1	1	0	0	4	2.0
at UIC	1-31-15		14	1-2	.500	0-1	.000	0-0	.000	0	1	1	1.2	3	3	1	1	0	2	2.0
DETROIT	02/04/15		16	1-1	1.000	0-0	.000	2-3	.667	1	1	2	1.3	0	1	1	0	0	4	2.0
OAKLAND	02/08/15		11	1-1	1.000	0-0	.000	0-0	.000	0	0	0	1.2	0	2	1	0	0	2	2.0
GREEN BAY	02/13/15		14	1-3	.333	0-0	.000	0-0	.000	0	0	0	1.2	5	1	0	0	0	2	2.0
at Milwaukee	02/15/15		8	0-0	.000	0-0	.000	2-3	.667	0	0	0	1.1	0	0	2	0	0	2	2.0
WRIGHT STATE	02/21/15		dnp	-	-	-	-	-	-	-	-	-	-	-	-	-	-	-	-	-
at Detroit	02/25/15		3	0-0	.000	0-0	.000	0-0	.000	0	0	0	1.1	0	0	0	0	0	0	2.0
at Cleveland State	2/27/15		2	0-0	.000	0-0	.000	0-2	.000	0	0	0	1.0	1	1	0	0	0	0	1.9
CLEVELAND STATE	03/07/15		dnp	-	-	-	-	-	-	-	-	-	-	-	-	-	-	-	-	-
GREEN BAY	03/10/15		2	0-0	.000	0-0	.000	0-0	.000	0	0	0	1.0	0	0	0	0	0	0	1.8
Totals		0	306	16-37	.432	4-12	.333	15-28	.536	9	19	28	1.0	31	31	27	3	8	51	1.8

Games played: 28
Minutes/game: 10.9
Points/game: 1.8
FG Pct: 43.2
3FG Pct: 33.3
FT Pct: 53.6

Rebounds/game: 1.0
Assists/game: 1.1
Turnovers/game: 1.0
Assist/turnover ratio: 1.1
Steals/game: 0.3
Blocks/game: 0.1

2014-15 Valparaiso Basketball
Valparaiso Individual Game-by-Game (as of Mar 13, 2015)
All games

#05 WALKER, Darien

Opponent	Date	gs	min	Total		3-Pointers		Free throws		Rebounds				pf	a	t/o	blk	stl	pts	avg
				fg-fga	pct	3fg-fga	pct	ft-fga	pct	off	def	tot	avg							
EAST TENNESSEE STAT	11/14/14		30	6-11	.545	5-7	.714	3-7	.429	1	7	8	8.0	3	1	3	0	1	20	20.0
at Missouri	11/16/14		20	2-7	.286	1-5	.200	1-2	.500	0	1	1	4.5	0	1	0	1	0	6	13.0
IU SOUTH BEND	11/19/14		19	5-13	.385	0-1	.000	0-0	.000	2	4	6	5.0	1	0	2	0	2	10	12.0
vs Arkansas Pine Bluff	11/21/14	*	26	2-5	.400	1-3	.333	1-2	.500	0	2	2	4.3	2	1	3	0	0	6	10.5
vs Maine	11/23/14	*	21	4-8	.500	2-3	.667	1-3	.333	0	2	2	3.8	2	2	1	0	1	11	10.6
vs Drake	11/28/14	*	29	7-14	.500	3-8	.375	2-3	.667	0	3	3	3.7	0	0	0	0	1	19	12.0
vs Murray State	11/29/14	*	28	7-10	.700	4-5	.800	0-0	.000	0	1	1	3.3	2	3	2	0	1	18	12.9
vs Portland	11/30/14	*	30	5-11	.455	1-4	.250	2-2	1.000	1	4	5	3.5	1	1	1	0	2	13	12.9
at Eastern Kentucky	12/03/14	*	27	1-8	.125	1-5	.200	1-3	.333	1	4	5	3.7	0	3	2	0	0	4	11.9
NEW MEXICO	12/06/14	*	25	2-13	.154	1-6	.167	0-0	.000	2	2	4	3.7	2	0	0	0	0	5	11.2
TRINITY INTERNATIONAL	12/10/14		24	2-6	.333	0-1	.000	0-0	.000	0	5	5	3.8	1	2	2	1	0	4	10.5
BALL STATE	12/13/14	*	31	5-13	.385	4-9	.444	0-1	.000	0	4	4	3.8	1	0	2	0	0	14	10.8
at IPFW	12/20/14	*	28	3-8	.375	2-6	.333	0-0	.000	0	1	1	3.6	2	2	1	0	0	8	10.6
GOSHEN	12/21/14	*	23	2-5	.400	0-1	.000	0-0	.000	3	6	9	4.0	1	3	3	1	1	4	10.1
at James Madison	12/29/14	*	25	2-8	.250	0-2	.000	0-2	.000	1	4	5	4.1	1	7	1	1	2	4	9.7
at Oakland	01/02/15	*	26	5-15	.333	0-7	.000	0-0	.000	0	2	2	3.9	2	4	1	0	1	10	9.8
YOUNGSTOWN STATE	01/04/15	*	29	2-14	.143	1-5	.200	7-8	.875	2	6	8	4.2	2	3	0	2	0	12	9.9
UIC	01/08/15	*	29	5-9	.556	1-3	.333	2-2	1.000	0	4	4	4.2	1	2	2	0	0	13	10.1
CLEVELAND STATE	01/10/15	*	29	3-9	.333	2-6	.333	2-3	.667	0	3	3	4.1	1	1	2	0	1	10	10.1
at Wright State	1/17/15	*	28	6-11	.545	1-3	.333	0-0	.000	1	3	4	4.1	3	2	5	0	2	13	10.2
at Youngstown State	1/20/15	*	29	3-5	.600	2-3	.667	4-4	1.000	0	3	3	4.0	0	3	1	1	1	12	10.3
at Green Bay	1/23/15	*	24	3-8	.375	0-3	.000	0-0	.000	2	5	7	4.2	1	0	1	0	0	6	10.1
MILWAUKEE	01/26/15	*	33	2-6	.333	1-2	.500	0-0	.000	0	5	5	4.2	2	4	1	0	2	5	9.9
at UIC	1-31-15	*	31	4-11	.364	1-4	.250	2-5	.400	3	9	12	4.5	1	2	3	0	1	11	9.9
DETROIT	02/04/15	*	32	7-13	.538	3-7	.429	4-7	.571	0	3	3	4.5	4	1	5	1	0	21	10.4
OAKLAND	02/08/15	*	24	5-13	.385	2-5	.400	1-1	1.000	1	4	5	4.5	2	1	1	0	1	13	10.5
GREEN BAY	02/13/15	*	26	1-7	.143	1-1	1.000	2-2	1.000	2	1	3	4.4	3	0	4	1	0	5	10.3
at Milwaukee	02/15/15	*	29	6-9	.667	3-4	.750	3-4	.750	1	3	4	4.4	2	1	2	0	1	18	10.5
WRIGHT STATE	02/21/15		29	5-10	.500	2-4	.500	2-5	.400	1	2	3	4.4	3	3	1	0	2	14	10.7
at Detroit	02/25/15	*	34	6-15	.400	3-5	.600	6-6	1.000	2	3	5	4.4	1	2	0	0	0	21	11.0
at Cleveland State	2/27/15	*	25	4-13	.308	2-7	.286	3-6	.500	2	6	8	4.5	2	4	0	0	1	13	11.1
CLEVELAND STATE	03/07/15	*	37	5-11	.455	1-4	.250	1-2	.500	2	6	8	4.6	1	1	2	0	1	12	11.1
GREEN BAY	03/10/15	*	20	0-4	.000	0-2	.000	3-3	1.000	0	2	2	4.5	0	0	1	0	0	3	10.8
Totals		28	900	127-323	.393	51-141	.362	53-83	.639	30	120	150	4.5	50	60	55	9	25	358	10.8

Games played: 33
Minutes/game: 27.3
Points/game: 10.8
FG Pct: 39.3
3FG Pct: 36.2
FT Pct: 63.9

Rebounds/game: 4.5
Assists/game: 1.8
Turnovers/game: 1.7
Assist/turnover ratio: 1.1
Steals/game: 0.8
Blocks/game: 0.3

2014-15 Valparaiso Basketball
Valparaiso Individual Game-by-Game (as of Mar 13, 2015)
All games

#10 SKARA, David

Opponent	Date	gs	min	Total		3-Pointers		Free throws		Rebounds				pf	a	t/o	blk	stl	pts	avg
				fg-fga	pct	3fg-fga	pct	ft-fa	pct	off	def	tot	avg							
EAST TENNESSEE STAT	11/14/14		15	3-5	.600	1-1	1.000	4-4	1.000	4	1	5	5.0	0	1	1	0	1	11	11.0
at Missouri	11/16/14		18	2-4	.500	1-2	.500	0-0	.000	0	1	1	3.0	0	1	1	1	0	5	8.0
IU SOUTH BEND	11/19/14		25	6-9	.667	2-3	.667	3-4	.750	2	3	5	3.7	2	6	0	0	1	17	11.0
vs Arkansas Pine Bluff	11/21/14		16	0-5	.000	0-3	.000	0-0	.000	0	4	4	3.8	1	0	1	0	0	0	8.3
vs Maine	11/23/14		23	4-6	.667	2-3	.667	0-0	.000	1	2	3	3.6	5	1	3	2	1	10	8.6
vs Drake	11/28/14		15	1-2	.500	0-0	.000	0-0	.000	1	0	1	3.2	2	2	1	0	0	2	7.5
vs Murray State	11/29/14		18	3-4	.750	0-1	.000	4-4	1.000	0	2	2	3.0	2	0	0	1	0	10	7.9
vs Portland	11/30/14		20	3-5	.600	1-1	1.000	0-1	.000	2	1	3	3.0	3	1	3	1	0	7	7.8
at Eastern Kentucky	12/03/14		20	1-4	.250	0-3	.000	2-2	1.000	2	7	9	3.7	2	3	2	0	1	4	7.3
NEW MEXICO	12/06/14		26	2-4	.500	0-1	.000	2-2	1.000	1	3	4	3.7	5	1	2	0	1	6	7.2
TRINITY INTERNATIONAL	12/10/14	*	23	5-8	.625	0-1	.000	1-2	.500	1	3	4	3.7	1	3	0	2	1	11	7.5
BALL STATE	12/13/14		21	0-2	.000	0-1	.000	0-0	.000	2	2	4	3.8	1	2	0	0	0	0	6.9
at IPFW	12/20/14		20	2-5	.400	1-1	1.000	0-0	.000	1	3	4	3.8	1	0	2	0	0	5	6.8
GOSHEN	12/21/14		25	4-4	1.000	1-1	1.000	0-1	.000	1	6	7	4.0	4	4	2	0	1	9	6.9
at James Madison	12/29/14		27	0-4	.000	0-3	.000	0-0	.000	0	2	2	3.9	2	2	0	0	0	0	6.5
at Oakland	01/02/15		17	2-3	.667	0-1	.000	0-0	.000	1	2	3	3.8	4	0	4	0	0	4	6.3
YOUNGSTOWN STATE	01/04/15		15	2-5	.400	0-2	.000	1-1	1.000	0	2	2	3.7	0	1	0	0	1	5	6.2
UIC	01/08/15		15	1-4	.250	0-2	.000	3-3	1.000	0	2	2	3.6	5	2	0	0	1	5	6.2
CLEVELAND STATE	01/10/15		13	0-1	.000	0-0	.000	0-0	.000	0	1	1	3.5	0	1	2	0	0	0	5.8
at Wright State	1/17/15		23	1-3	.333	0-0	.000	0-0	.000	1	6	7	3.7	0	1	2	0	0	2	5.7
at Youngstown State	1/20/15		23	1-4	.250	0-1	.000	0-0	.000	2	4	6	3.8	2	1	2	0	0	2	5.5
at Green Bay	1/23/15		22	1-2	.500	0-0	.000	0-0	.000	0	2	2	3.7	3	1	4	0	0	2	5.3
MILWAUKEE	01/26/15		20	4-5	.800	1-1	1.000	5-5	1.000	0	3	3	3.7	5	1	1	0	0	14	5.7
at UIC	1-31-15		20	1-3	.333	0-2	.000	1-2	.500	1	1	2	3.6	2	4	1	2	1	3	5.6
DETROIT	02/04/15		17	2-3	.667	0-0	.000	0-0	.000	2	0	2	3.5	0	4	2	0	3	4	5.5
OAKLAND	02/08/15		29	4-8	.500	2-4	.500	4-4	1.000	0	1	1	3.4	2	3	3	0	1	14	5.8
GREEN BAY	02/13/15		27	2-6	.333	0-0	.000	0-0	.000	1	2	3	3.4	1	3	0	0	2	4	5.8
at Milwaukee	02/15/15		16	1-3	.333	0-1	.000	2-2	1.000	0	1	1	3.3	0	2	1	0	1	4	5.7
WRIGHT STATE	02/21/15		17	0-1	.000	0-1	.000	0-0	.000	1	5	6	3.4	2	2	3	0	0	0	5.5
at Detroit	02/25/15		15	2-4	.500	0-1	.000	1-2	.500	1	2	3	3.4	1	1	2	0	0	5	5.5
at Cleveland State	2/27/15		15	0-1	.000	0-1	.000	2-2	1.000	0	1	1	3.3	1	0	0	0	1	2	5.4
CLEVELAND STATE	03/07/15		13	1-4	.250	0-1	.000	1-2	.500	0	2	2	3.3	0	1	0	1	0	3	5.3
GREEN BAY	03/10/15		28	5-8	.625	2-4	.500	0-2	.000	0	2	2	3.2	4	1	1	0	2	12	5.5
Totals		1	657	66-139	.475	14-47	.298	36-45	.800	28	79	107	3.2	63	56	46	10	20	182	5.5

Games played: 33
Minutes/game: 19.9
Points/game: 5.5
FG Pct: 47.5
3FG Pct: 29.8
FT Pct: 80.0

Rebounds/game: 3.2
Assists/game: 1.7
Turnovers/game: 1.4
Assist/turnover ratio: 1.2
Steals/game: 0.6
Blocks/game: 0.3

2014-15 Valparaiso Basketball
Valparaiso Individual Game-by-Game (as of Mar 13, 2015)
All games

#14 FERNANDEZ, Vashil

Opponent	Date	gs	min	Total		3-Pointers		Free throws		Rebounds				pf	a	t/o	blk	stl	pts	avg	
				fg-fga	pct	3fg-fga	pct	ft-fita	pct	off	def	tot	avg								
EAST TENNESSEE STAT	11/14/14	*	16	0-1	.000	0-0	.000	2-6	.333	0	5	5	5.0	2	0	1	2	0	2	2.0	
at Missouri	11/16/14	*	18	1-2	.500	0-0	.000	0-0	.000	1	4	5	5.0	3	0	1	2	0	2	2.0	
IU SOUTH BEND	11/19/14		20	4-6	.667	0-0	.000	5-6	.833	6	4	10	6.7	3	1	1	3	0	13	5.7	
vs Arkansas Pine Bluff	11/21/14	*	29	3-4	.750	0-0	.000	5-6	.833	3	4	7	6.8	1	0	2	5	0	11	7.0	
vs Maine	11/23/14	*	22	3-5	.600	0-0	.000	0-2	.000	3	3	6	6.6	1	2	1	6	4	6	6.8	
vs Drake	11/28/14	*	25	1-2	.500	0-0	.000	3-4	.750	3	4	7	6.7	3	0	0	1	0	5	6.5	
vs Murray State	11/29/14	*	24	1-3	.333	0-0	.000	4-4	1.000	3	0	3	6.1	2	0	1	0	1	6	6.4	
vs Portland	11/30/14	*	25	2-5	.400	0-0	.000	0-0	.000	5	5	10	6.6	2	0	0	3	0	4	6.1	
at Eastern Kentucky	12/03/14	*	22	6-6	1.000	0-0	.000	0-0	.000	1	5	6	6.6	5	0	1	2	0	12	6.8	
NEW MEXICO	12/06/14	*	19	2-4	.500	0-0	.000	0-2	.000	1	2	3	6.2	2	0	0	1	0	4	6.5	
TRINITY INTERNATIONAL	12/10/14		21	3-3	1.000	0-0	.000	4-4	1.000	4	2	6	6.2	3	0	1	4	2	10	6.8	
BALL STATE	12/13/14	*	26	0-2	.000	0-0	.000	1-2	.500	2	2	4	6.0	1	0	1	2	0	1	6.3	
at IPFW	12/20/14	*	26	4-7	.571	0-0	.000	0-0	.000	4	1	5	5.9	3	0	3	6	1	8	6.5	
GOSHEN	12/21/14	*	21	2-3	.667	0-0	.000	2-5	.400	2	6	8	6.1	1	0	2	8	1	6	6.4	
at James Madison	12/29/14	*	21	3-4	.750	0-0	.000	0-0	.000	3	4	7	6.1	3	0	1	4	1	6	6.4	
at Oakland	01/02/15	*	30	3-5	.600	0-0	.000	1-2	.500	2	4	6	6.1	5	0	2	0	1	7	6.4	
YOUNGSTOWN STATE	01/04/15	*	30	3-7	.429	0-0	.000	2-4	.500	8	5	13	6.5	3	1	0	3	1	8	6.5	
UIC	01/08/15	*	24	6-6	1.000	0-0	.000	3-4	.750	3	5	8	6.6	1	1	0	4	0	15	7.0	
CLEVELAND STATE	01/10/15	*	19	3-3	1.000	0-0	.000	1-1	1.000	0	2	2	6.4	4	0	1	2	0	7	7.0	
at Wright State	1/17/15	*	34	6-8	.750	0-0	.000	2-4	.500	1	8	9	6.5	4	0	0	2	0	14	7.4	
at Youngstown State	1/20/15	*	31	4-6	.667	0-0	.000	0-2	.000	0	1	1	6.2	2	2	0	3	0	8	7.4	
at Green Bay	1/23/15	*	27	3-6	.500	0-0	.000	2-6	.333	3	1	4	6.1	3	1	0	4	0	8	7.4	
MILWAUKEE	01/26/15	*	28	3-9	.333	0-0	.000	0-1	.000	1	2	3	6.0	4	0	2	2	1	6	7.3	
at UIC	1-31-15	*	27	3-9	.333	0-0	.000	1-3	.333	4	5	9	6.1	4	1	2	4	1	7	7.3	
DETROIT	02/04/15	*	33	2-3	.667	0-0	.000	1-6	.167	0	6	6	6.1	4	0	0	3	0	5	7.2	
OAKLAND	02/08/15	*	34	5-5	1.000	0-0	.000	1-2	.500	2	5	7	6.2	3	0	1	2	0	11	7.4	
GREEN BAY	02/13/15	*	16	1-4	.250	0-0	.000	1-2	.500	2	6	8	6.2	4	2	1	3	0	3	7.2	
at Milwaukee	02/15/15	*	27	1-6	.167	0-0	.000	0-0	.000	2	4	6	6.2	2	0	1	2	0	2	7.0	
WRIGHT STATE	02/21/15	*	21	3-4	.750	0-0	.000	0-0	.000	0	2	2	6.1	1	0	1	1	0	6	7.0	
at Detroit	02/25/15	*	22	1-3	.333	0-0	.000	0-0	.000	2	0	2	5.9	4	0	3	4	0	2	6.8	
at Cleveland State	2/27/15	*	25	3-8	.375	0-0	.000	3-6	.500	2	6	8	6.0	4	0	0	2	1	9	6.9	
CLEVELAND STATE	03/07/15	*	28	2-5	.400	0-0	.000	4-8	.500	2	2	4	5.9	3	0	1	3	0	8	6.9	
GREEN BAY	03/10/15	*	24	3-6	.500	0-0	.000	0-0	.000	1	4	5	5.9	1	0	0	5	0	6	6.9	
Totals			31	815	90-160	.563	0-0	.000	48-92	.522	76	119	195	5.9	91	11	31	98	15	228	6.9

Games played: 33
Minutes/game: 24.7
Points/game: 6.9
FG Pct: 56.3
FT Pct: 52.2

Rebounds/game: 5.9
Assists/game: 0.3
Turnovers/game: 0.9
Assist/turnover ratio: 0.4
Steals/game: 0.5
Blocks/game: 3.0

2014-15 Valparaiso Basketball
Valparaiso Individual Game-by-Game (as of Mar 13, 2015)
All games

#22 DAVIDSON, Nick

Opponent	Date	gs	min	Total		3-Pointers		Free throws		Rebounds				pf	a	t/o	blk	stl	pts	avg
				fg-fga	pct	3fg-fga	pct	ft-fa	pct	off	def	tot	avg							
EAST TENNESSEE STAT	11/14/14		0	0-0	.000	0-0	.000	0-0	.000	0	0	0	0.0	0	0	0	0	0	0	0.0
at Missouri	11/16/14		dnp	-	-	-	-	-	-	-	-	-	-	-	-	-	-	-	-	-
IU SOUTH BEND	11/19/14		11	1-6	.167	1-6	.167	0-0	.000	0	0	0	0.0	1	1	1	0	2	3	1.5
vs Arkansas Pine Bluff	11/21/14		dnp	-	-	-	-	-	-	-	-	-	-	-	-	-	-	-	-	-
vs Maine	11/23/14		12	2-4	.500	2-2	1.000	0-0	.000	0	1	1	0.3	0	0	0	0	1	6	3.0
vs Drake	11/28/14		8	0-2	.000	0-1	.000	0-0	.000	1	1	2	0.8	0	0	1	0	0	0	2.3
vs Murray State	11/29/14		6	0-0	.000	0-0	.000	0-0	.000	0	0	0	0.6	0	0	0	0	0	0	1.8
vs Portland	11/30/14		3	0-0	.000	0-0	.000	0-0	.000	1	0	1	0.7	0	0	0	0	0	0	1.5
at Eastern Kentucky	12/03/14		dnp	-	-	-	-	-	-	-	-	-	-	-	-	-	-	-	-	-
NEW MEXICO	12/06/14		dnp	-	-	-	-	-	-	-	-	-	-	-	-	-	-	-	-	-
TRINITY INTERNATIONAL	12/10/14	*	19	1-3	.333	0-1	.000	2-2	1.000	1	1	2	0.9	1	2	2	0	0	4	1.9
BALL STATE	12/13/14		dnp	-	-	-	-	-	-	-	-	-	-	-	-	-	-	-	-	-
at IPFW	12/20/14		dnp	-	-	-	-	-	-	-	-	-	-	-	-	-	-	-	-	-
GOSHEN	12/21/14		8	1-1	1.000	1-1	1.000	0-0	.000	0	0	0	0.8	0	2	1	0	0	3	2.0
at James Madison	12/29/14		7	2-3	.667	2-2	1.000	2-2	1.000	0	2	2	0.9	0	0	0	0	0	8	2.7
at Oakland	01/02/15		1	0-0	.000	0-0	.000	0-0	.000	0	0	0	0.8	0	0	0	0	0	0	2.4
YOUNGSTOWN STATE	01/04/15		1	0-0	.000	0-0	.000	0-0	.000	0	0	0	0.7	0	0	0	0	0	0	2.2
UIC	01/08/15		11	1-2	.500	0-1	.000	2-2	1.000	0	0	0	0.7	1	1	1	0	0	4	2.3
CLEVELAND STATE	01/10/15		dnp	-	-	-	-	-	-	-	-	-	-	-	-	-	-	-	-	-
at Wright State	1/17/15		dnp	-	-	-	-	-	-	-	-	-	-	-	-	-	-	-	-	-
at Youngstown State	1/20/15		1	0-0	.000	0-0	.000	0-0	.000	0	0	0	0.6	0	0	0	0	0	0	2.2
at Green Bay	1/23/15		dnp	-	-	-	-	-	-	-	-	-	-	-	-	-	-	-	-	-
MILWAUKEE	01/26/15		6	0-1	.000	0-0	.000	0-0	.000	0	0	0	0.6	0	0	0	0	0	0	2.0
at UIC	1-31-15		dnp	-	-	-	-	-	-	-	-	-	-	-	-	-	-	-	-	-
DETROIT	02/04/15		dnp	-	-	-	-	-	-	-	-	-	-	-	-	-	-	-	-	-
OAKLAND	02/08/15		dnp	-	-	-	-	-	-	-	-	-	-	-	-	-	-	-	-	-
GREEN BAY	02/13/15		dnp	-	-	-	-	-	-	-	-	-	-	-	-	-	-	-	-	-
at Milwaukee	02/15/15		dnp	-	-	-	-	-	-	-	-	-	-	-	-	-	-	-	-	-
WRIGHT STATE	02/21/15		dnp	-	-	-	-	-	-	-	-	-	-	-	-	-	-	-	-	-
at Detroit	02/25/15		dnp	-	-	-	-	-	-	-	-	-	-	-	-	-	-	-	-	-
at Cleveland State	2/27/15		dnp	-	-	-	-	-	-	-	-	-	-	-	-	-	-	-	-	-
CLEVELAND STATE	03/07/15		dnp	-	-	-	-	-	-	-	-	-	-	-	-	-	-	-	-	-
GREEN BAY	03/10/15		0	0-0	.000	0-0	.000	0-0	.000	0	0	0	0.5	0	0	0	0	0	0	1.9
Totals		1	94	8-22	.364	6-14	.429	6-6	1.000	3	5	8	0.5	3	6	6	0	3	28	1.9

Games played: 15
Minutes/game: 6.3
Points/game: 1.9
FG Pct: 36.4
3FG Pct: 42.9
FT Pct: 100.0

Rebounds/game: 0.5
Assists/game: 0.4
Turnovers/game: 0.4
Assist/turnover ratio: 1.0
Steals/game: 0.2

2014-15 Valparaiso Basketball
Valparaiso Individual Game-by-Game (as of Mar 13, 2015)
All games

#23 ADEKOYA, Jubril

Opponent	Date	gs	min	Total		3-Pointers		Free throws		Rebounds				pf	a	t/o	blk	stl	pts	avg	
				fg-fga	pct	3fg-fga	pct	ft-fa	pct	off	def	tot	avg								
EAST TENNESSEE STAT	11/14/14	*	28	3-7	.429	0-0	.000	2-6	.333	1	5	6	6.0	3	1	1	1	1	8	8.0	
at Missouri	11/16/14	*	31	1-8	.125	0-0	.000	1-3	.333	1	7	8	7.0	4	1	2	0	0	3	5.5	
IU SOUTH BEND	11/19/14	*	18	4-5	.800	0-0	.000	0-0	.000	3	3	6	6.7	0	1	2	2	2	8	6.3	
vs Arkansas Pine Bluff	11/21/14		19	3-4	.750	0-0	.000	1-3	.333	4	3	7	6.8	3	1	2	0	0	7	6.5	
vs Maine	11/23/14		22	0-3	.000	0-1	.000	2-3	.667	2	0	2	5.8	3	0	1	0	1	2	5.6	
vs Drake	11/28/14		19	2-3	.667	0-0	.000	2-2	1.000	3	2	5	5.7	2	2	0	0	0	6	5.7	
vs Murray State	11/29/14		23	2-5	.400	0-0	.000	0-0	.000	2	5	7	5.9	0	3	0	0	0	4	5.4	
vs Portland	11/30/14		21	0-1	.000	0-0	.000	0-0	.000	2	1	3	5.5	1	0	0	0	1	0	4.8	
at Eastern Kentucky	12/03/14		20	2-3	.667	0-0	.000	0-0	.000	0	0	0	4.9	2	0	0	1	0	4	4.7	
NEW MEXICO	12/06/14		18	0-2	.000	0-0	.000	2-2	1.000	0	3	3	4.7	1	0	0	0	0	2	4.4	
TRINITY INTERNATIONAL	12/10/14	*	22	2-5	.400	0-0	.000	1-2	.500	1	1	2	4.5	4	1	1	0	0	5	4.5	
BALL STATE	12/13/14		16	1-3	.333	0-0	.000	1-6	.167	0	1	1	4.2	3	0	0	0	1	3	4.3	
at IPFW	12/20/14		dnp	-	-	-	-	-	-	-	-	-	-	-	-	-	-	-	-	-	
at James Madison	12/29/14		19	0-5	.000	0-0	.000	0-0	.000	1	2	3	4.1	4	1	0	0	1	0	4.0	
at Oakland	01/02/15		27	3-3	1.000	0-0	.000	1-1	1.000	2	7	9	4.4	4	4	0	1	2	7	4.2	
YOUNGSTOWN STATE	01/04/15		11	2-2	1.000	0-0	.000	0-1	.000	3	1	4	4.4	1	0	1	0	0	4	4.2	
UIC	01/08/15		26	4-5	.800	1-1	1.000	1-2	.500	0	9	9	4.7	1	1	1	0	2	10	4.6	
CLEVELAND STATE	01/10/15		22	3-4	.750	0-0	.000	0-1	.000	0	4	4	4.6	3	1	2	0	0	6	4.6	
at Wright State	1/17/15		11	2-4	.500	0-0	.000	3-4	.750	4	0	4	4.6	0	1	0	0	0	7	4.8	
at Youngstown State	1/20/15		19	7-8	.875	0-0	.000	0-0	.000	0	1	1	4.4	3	0	1	0	1	14	5.3	
at Green Bay	1/23/15		16	1-5	.200	0-0	.000	2-2	1.000	1	0	1	4.3	4	0	1	0	1	4	5.2	
MILWAUKEE	01/26/15		23	1-2	.500	0-0	.000	2-2	1.000	0	4	4	4.2	4	0	1	0	0	4	5.1	
at UIC	1-31-15		18	2-3	.667	0-0	.000	0-0	.000	2	4	6	4.3	1	0	2	0	1	4	5.1	
DETROIT	02/04/15		12	1-1	1.000	0-0	.000	4-4	1.000	1	1	2	4.2	4	0	2	0	1	6	5.1	
OAKLAND	02/08/15		14	1-3	.333	0-1	.000	1-2	.500	1	6	7	4.3	2	1	1	1	0	3	5.0	
GREEN BAY	02/13/15		28	2-2	1.000	0-0	.000	4-8	.500	1	3	4	4.3	1	1	1	1	0	8	5.2	
at Milwaukee	02/15/15		17	1-3	.333	0-0	.000	0-0	.000	0	1	1	4.2	3	0	1	0	0	2	5.0	
WRIGHT STATE	02/21/15		24	1-6	.167	0-0	.000	0-1	.000	4	3	7	4.3	2	1	1	0	0	2	4.9	
at Detroit	02/25/15		20	1-1	1.000	0-0	.000	4-4	1.000	4	2	6	4.4	4	0	1	1	0	6	5.0	
at Cleveland State	2/27/15		17	0-2	.000	0-0	.000	0-2	.000	1	0	1	4.2	3	0	2	0	1	0	4.8	
CLEVELAND STATE	03/07/15		15	1-2	.500	0-0	.000	2-2	1.000	1	2	3	4.2	3	0	1	0	1	4	4.8	
GREEN BAY	03/10/15		18	2-4	.500	0-0	.000	1-2	.500	3	2	5	4.2	0	0	0	0	0	5	4.8	
Totals			4	614	55-114	.482	1-3	.333	37-65	.569	48	83	131	4.2	73	21	28	8	17	148	4.8

Games played: 31
Minutes/game: 19.8
Points/game: 4.8
FG Pct: 48.2
3FG Pct: 33.3
FT Pct: 56.9

Rebounds/game: 4.2
Assists/game: 0.7
Turnovers/game: 0.9
Assist/turnover ratio: 0.8
Steals/game: 0.5
Blocks/game: 0.3

2014-15 Valparaiso Basketball
Valparaiso Individual Game-by-Game (as of Mar 13, 2015)
All games

#25 PETERS, Alec

Opponent	Date	gs	min	Total		3-Pointers		Free throws		Rebounds				pf	a	t/o	blk	stl	pts	avg
				fg-fga	pct	3fg-fga	pct	ft-fga	pct	off	def	tot	avg							
EAST TENNESSEE STAT	11/14/14	*	32	9-15	.600	4-6	.667	5-6	.833	0	6	6	6.0	1	0	2	2	1	27	27.0
at Missouri	11/16/14	*	27	2-5	.400	1-3	.333	2-2	1.000	2	2	4	5.0	4	1	2	0	1	7	17.0
IU SOUTH BEND	11/19/14	*	17	5-7	.714	2-4	.500	2-3	.667	2	3	5	5.0	2	1	1	1	0	14	16.0
vs Arkansas Pine Bluff	11/21/14	*	29	9-13	.692	1-4	.250	0-0	.000	5	2	7	5.5	2	0	1	0	0	19	16.8
vs Maine	11/23/14	*	21	9-13	.692	4-6	.667	9-10	.900	1	5	6	5.6	1	0	3	0	1	31	19.6
vs Drake	11/28/14	*	30	4-12	.333	1-3	.333	1-2	.500	3	3	6	5.7	1	1	1	0	0	10	18.0
vs Murray State	11/29/14	*	23	9-14	.643	5-8	.625	3-3	1.000	3	5	8	6.0	0	1	2	1	1	26	19.1
vs Portland	11/30/14	*	33	8-13	.615	4-6	.667	0-0	.000	1	2	3	5.6	3	1	2	0	1	20	19.3
at Eastern Kentucky	12/03/14	*	31	7-13	.538	7-8	.875	0-0	.000	1	6	7	5.8	1	1	1	0	0	21	19.4
NEW MEXICO	12/06/14	*	33	4-14	.286	1-8	.125	0-0	.000	0	4	4	5.6	3	0	2	0	1	9	18.4
TRINITY INTERNATIONAL	12/10/14	*	18	2-6	.333	0-2	.000	3-4	.750	0	4	4	5.5	1	4	0	1	0	7	17.4
BALL STATE	12/13/14	*	34	7-16	.438	3-8	.375	6-6	1.000	2	8	10	5.8	1	1	0	0	4	23	17.8
at IPFW	12/20/14	*	27	8-14	.571	4-8	.500	3-4	.750	0	5	5	5.8	4	3	1	0	0	23	18.2
GOSHEN	12/21/14	*	21	10-17	.588	4-7	.571	5-7	.714	1	3	4	5.6	2	0	3	0	2	29	19.0
at James Madison	12/29/14	*	20	7-15	.467	3-6	.500	2-2	1.000	2	8	10	5.9	3	0	0	0	0	19	19.0
at Oakland	01/02/15	*	35	3-11	.273	1-3	.333	0-0	.000	2	8	10	6.2	4	0	3	0	2	7	18.3
YOUNGSTOWN STATE	01/04/15	*	32	6-18	.333	1-9	.111	5-6	.833	5	4	9	6.4	3	3	1	0	0	18	18.2
UIC	01/08/15	*	25	5-9	.556	0-2	.000	1-2	.500	2	4	6	6.3	2	0	0	0	0	11	17.8
CLEVELAND STATE	01/10/15	*	37	6-10	.600	5-7	.714	7-7	1.000	1	4	5	6.3	1	1	2	0	0	24	18.2
at Wright State	1/17/15	*	34	2-8	.250	1-3	.333	6-8	.750	2	5	7	6.3	0	1	0	1	0	11	17.8
at Youngstown State	1/20/15	*	27	6-15	.400	3-6	.500	3-3	1.000	2	4	6	6.3	2	3	0	0	0	18	17.8
at Green Bay	1/23/15	*	33	4-11	.364	1-4	.250	0-0	.000	0	3	3	6.1	1	2	2	0	0	9	17.4
MILWAUKEE	01/26/15	*	24	10-14	.714	2-4	.500	2-2	1.000	2	4	6	6.1	1	2	1	0	0	24	17.7
at UIC	1-31-15	*	34	8-15	.533	3-7	.429	0-0	.000	3	4	7	6.2	3	1	3	0	0	19	17.8
DETROIT	02/04/15	*	34	4-7	.571	2-4	.500	2-2	1.000	2	8	10	6.3	1	4	4	0	2	12	17.5
OAKLAND	02/08/15	*	34	3-4	.750	1-1	1.000	4-4	1.000	3	6	9	6.4	2	1	2	1	2	11	17.3
GREEN BAY	02/13/15	*	36	3-12	.250	0-3	.000	6-8	.750	3	7	10	6.6	2	2	2	1	0	12	17.1
at Milwaukee	02/15/15	*	35	5-9	.556	4-6	.667	1-2	.500	0	8	8	6.6	1	3	0	1	1	15	17.0
WRIGHT STATE	02/21/15	*	36	7-14	.500	2-4	.500	1-2	.500	3	7	10	6.7	2	1	0	0	2	17	17.0
at Detroit	02/25/15	*	37	3-11	.273	3-7	.429	4-6	.667	3	8	11	6.9	2	1	3	0	1	13	16.9
at Cleveland State	2/27/15	*	39	5-6	.833	2-2	1.000	3-3	1.000	2	3	5	6.8	2	1	2	0	0	15	16.8
CLEVELAND STATE	03/07/15	*	37	6-12	.500	3-4	.750	7-7	1.000	4	4	8	6.8	3	1	0	2	0	22	17.0
GREEN BAY	03/10/15	*	38	3-13	.231	1-8	.125	2-2	1.000	0	4	4	6.8	2	0	1	0	1	9	16.7
Totals		33	1003	189-386	.490	79-171	.462	95-113	.841	62	161	223	6.8	63	41	47	11	23	552	16.7

Games played: 33
Minutes/game: 30.4
Points/game: 16.7
FG Pct: 49.0
3FG Pct: 46.2
FT Pct: 84.1

Rebounds/game: 6.8
Assists/game: 1.2
Turnovers/game: 1.4
Assist/turnover ratio: 0.9
Steals/game: 0.7
Blocks/game: 0.3

2014-15 Valparaiso Basketball
Valparaiso Individual Game-by-Game (as of Mar 13, 2015)
All games

#32 CHADWICK, David

Opponent	Date	gs	min	Total		3-Pointers		Free throws		Rebounds				pf	a	t/o	blk	stl	pts	avg
				fg-fga	pct	3fg-fga	pct	ft-fa	pct	off	def	tot	avg							
EAST TENNESSEE STAT	11/14/14		3	0-0	.000	0-0	.000	0-0	.000	0	0	0	0.0	0	0	0	0	0	0	0.0
at Missouri	11/16/14		4	0-1	.000	0-1	.000	0-0	.000	0	0	0	0.0	0	0	1	0	0	0	0.0
IU SOUTH BEND	11/19/14	*	19	0-1	.000	0-0	.000	0-2	.000	0	4	4	1.3	3	1	2	0	0	0	0.0
vs Arkansas Pine Bluff	11/21/14		dnp	-	-	-	-	-	-	-	-	-	-	-	-	-	-	-	-	-
vs Maine	11/23/14		12	0-2	.000	0-1	.000	0-1	.000	0	1	1	1.3	0	0	0	0	0	0	0.0
vs Drake	11/28/14		2	0-2	.000	0-0	.000	0-0	.000	1	0	1	1.2	1	0	0	1	0	0	0.0
vs Murray State	11/29/14		5	2-2	1.000	1-1	1.000	2-3	.667	1	0	1	1.2	0	0	0	0	0	7	1.2
vs Portland	11/30/14		dnp	-	-	-	-	-	-	-	-	-	-	-	-	-	-	-	-	-
at Eastern Kentucky	12/03/14		dnp	-	-	-	-	-	-	-	-	-	-	-	-	-	-	-	-	-
NEW MEXICO	12/06/14		dnp	-	-	-	-	-	-	-	-	-	-	-	-	-	-	-	-	-
TRINITY INTERNATIONAL	12/10/14		14	2-4	.500	0-1	.000	0-0	.000	0	3	3	1.4	0	0	0	1	0	4	1.6
BALL STATE	12/13/14		dnp	-	-	-	-	-	-	-	-	-	-	-	-	-	-	-	-	-
at IPFW	12/20/14		13	0-1	.000	0-1	.000	0-0	.000	0	0	0	1.3	1	0	0	1	0	0	1.4
GOSHEN	12/21/14		19	4-6	.667	0-1	.000	1-4	.250	1	1	2	1.3	2	1	1	0	0	9	2.2
at James Madison	12/29/14		11	3-4	.750	2-3	.667	0-0	.000	1	2	3	1.5	1	0	0	1	0	8	2.8
at Oakland	01/02/15		dnp	-	-	-	-	-	-	-	-	-	-	-	-	-	-	-	-	-
YOUNGSTOWN STATE	01/04/15		dnp	-	-	-	-	-	-	-	-	-	-	-	-	-	-	-	-	-
UIC	01/08/15		dnp	-	-	-	-	-	-	-	-	-	-	-	-	-	-	-	-	-
CLEVELAND STATE	01/10/15		dnp	-	-	-	-	-	-	-	-	-	-	-	-	-	-	-	-	-
at Wright State	1/17/15		dnp	-	-	-	-	-	-	-	-	-	-	-	-	-	-	-	-	-
at Youngstown State	1/20/15		dnp	-	-	-	-	-	-	-	-	-	-	-	-	-	-	-	-	-
at Green Bay	1/23/15		dnp	-	-	-	-	-	-	-	-	-	-	-	-	-	-	-	-	-
MILWAUKEE	01/26/15		dnp	-	-	-	-	-	-	-	-	-	-	-	-	-	-	-	-	-
at UIC	1-31-15		dnp	-	-	-	-	-	-	-	-	-	-	-	-	-	-	-	-	-
DETROIT	02/04/15		dnp	-	-	-	-	-	-	-	-	-	-	-	-	-	-	-	-	-
OAKLAND	02/08/15		dnp	-	-	-	-	-	-	-	-	-	-	-	-	-	-	-	-	-
GREEN BAY	02/13/15		dnp	-	-	-	-	-	-	-	-	-	-	-	-	-	-	-	-	-
at Milwaukee	02/15/15		dnp	-	-	-	-	-	-	-	-	-	-	-	-	-	-	-	-	-
WRIGHT STATE	02/21/15	*	3	0-1	.000	0-1	.000	0-0	.000	0	0	0	1.4	0	0	1	0	0	0	2.5
at Detroit	02/25/15		dnp	-	-	-	-	-	-	-	-	-	-	-	-	-	-	-	-	-
at Cleveland State	2/27/15		dnp	-	-	-	-	-	-	-	-	-	-	-	-	-	-	-	-	-
CLEVELAND STATE	03/07/15		dnp	-	-	-	-	-	-	-	-	-	-	-	-	-	-	-	-	-
GREEN BAY	03/10/15		0	0-0	.000	0-0	.000	0-0	.000	0	0	0	1.3	0	0	0	0	0	0	2.3
Totals		2	105	11-24	.458	3-10	.300	3-10	.300	4	11	15	1.3	8	2	5	4	0	28	2.3

Games played: 12
Minutes/game: 8.8
Points/game: 2.3
FG Pct: 45.8
3FG Pct: 30.0
FT Pct: 30.0

Rebounds/game: 1.3
Assists/game: 0.2
Turnovers/game: 0.4
Assist/turnover ratio: 0.4
Blocks/game: 0.3

2014-15 Valparaiso Basketball
Valparaiso Individual Game-by-Game (as of Mar 13, 2015)
All games

#TM TEAM

Opponent	Date	gs	min	Total		3-Pointers		Free throws		Rebounds				pf	a	t/o	blk	stl	pts	avg
				fg-fga	pct	3fg-fga	pct	ft-fa	pct	off	def	tot	avg							
EAST TENNESSEE STAT	11/14/14	0	0	0-0	.000	0-0	.000	0-0	.000	1	5	6	6.0	0	0	0	0	0	0	0.0
at Missouri	11/16/14	0	0	0-0	.000	0-0	.000	0-0	.000	1	1	2	4.0	0	0	1	0	0	0	0.0
IU SOUTH BEND	11/19/14	0	0	0-0	.000	0-0	.000	0-0	.000	2	0	2	3.3	0	0	0	0	0	0	0.0
vs Arkansas Pine Bluff	11/21/14	0	0	0-0	.000	0-0	.000	0-0	.000	0	2	2	3.0	0	0	0	0	0	0	0.0
vs Maine	11/23/14	0	0	0-0	.000	0-0	.000	0-0	.000	0	3	3	3.0	0	0	0	0	0	0	0.0
vs Drake	11/28/14	0	0	0-0	.000	0-0	.000	0-0	.000	1	1	2	2.8	0	0	0	0	0	0	0.0
vs Murray State	11/29/14	0	0	0-0	.000	0-0	.000	0-0	.000	0	2	2	2.7	0	0	1	0	0	0	0.0
vs Portland	11/30/14	0	0	0-0	.000	0-0	.000	0-0	.000	2	1	3	2.8	0	0	0	0	0	0	0.0
at Eastern Kentucky	12/03/14	0	0	0-0	.000	0-0	.000	0-0	.000	1	3	4	2.9	0	0	0	0	0	0	0.0
NEW MEXICO	12/06/14	0	0	0-0	.000	0-0	.000	0-0	.000	1	1	2	2.8	0	0	0	0	0	0	0.0
TRINITY INTERNATIONAL	12/10/14	0	0	0-0	.000	0-0	.000	0-0	.000	1	3	4	2.9	0	0	0	0	0	0	0.0
BALL STATE	12/13/14	0	0	0-0	.000	0-0	.000	0-0	.000	4	2	6	3.2	0	0	0	0	0	0	0.0
at IPFW	12/20/14	0	0	0-0	.000	0-0	.000	0-0	.000	2	1	3	3.2	0	0	0	0	0	0	0.0
GOSHEN	12/21/14	0	0	0-0	.000	0-0	.000	0-0	.000	2	3	5	3.3	0	0	0	0	0	0	0.0
at James Madison	12/29/14	0	0	0-0	.000	0-0	.000	0-0	.000	1	2	3	3.3	0	0	0	0	0	0	0.0
at Oakland	01/02/15	0	0	0-0	.000	0-0	.000	0-0	.000	6	2	8	3.6	0	0	0	0	0	0	0.0
YOUNGSTOWN STATE	01/04/15	0	0	0-0	.000	0-0	.000	0-0	.000	5	4	9	3.9	0	0	0	0	0	0	0.0
UIC	01/08/15	0	0	0-0	.000	0-0	.000	0-0	.000	1	2	3	3.8	0	0	1	0	0	0	0.0
CLEVELAND STATE	01/10/15	0	0	0-0	.000	0-0	.000	0-0	.000	2	4	6	3.9	0	0	0	0	0	0	0.0
at Wright State	1/17/15	0	0	0-0	.000	0-0	.000	0-0	.000	2	2	4	4.0	0	0	1	0	0	0	0.0
at Youngstown State	1/20/15	0	0	0-0	.000	0-0	.000	0-0	.000	1	2	3	3.9	0	0	0	0	0	0	0.0
at Green Bay	1/23/15	0	0	0-0	.000	0-0	.000	0-0	.000	4	0	4	3.9	0	0	2	0	0	0	0.0
MILWAUKEE	01/26/15	0	0	0-0	.000	0-0	.000	0-0	.000	1	4	5	4.0	0	0	0	0	0	0	0.0
at UIC	1-31-15	0	0	0-0	.000	0-0	.000	0-0	.000	2	0	2	3.9	0	0	0	0	0	0	0.0
DETROIT	02/04/15	0	0	0-0	.000	0-0	.000	0-0	.000	0	2	2	3.8	0	0	0	0	0	0	0.0
OAKLAND	02/08/15	0	0	0-0	.000	0-0	.000	0-0	.000	3	1	4	3.8	0	0	0	0	0	0	0.0
GREEN BAY	02/13/15	0	0	0-0	.000	0-0	.000	0-0	.000	5	2	7	3.9	0	0	1	0	0	0	0.0
at Milwaukee	02/15/15	0	0	0-0	.000	0-0	.000	0-0	.000	0	2	2	3.9	0	0	1	0	0	0	0.0
WRIGHT STATE	02/21/15	0	0	0-0	.000	0-0	.000	0-0	.000	3	3	6	3.9	1	0	1	0	0	0	0.0
at Detroit	02/25/15	0	0	0-0	.000	0-0	.000	0-0	.000	1	1	2	3.9	0	0	0	0	0	0	0.0
at Cleveland State	2/27/15	0	0	0-0	.000	0-0	.000	0-0	.000	0	2	2	3.8	0	0	0	0	0	0	0.0
CLEVELAND STATE	03/07/15	0	0	0-0	.000	0-0	.000	0-0	.000	3	1	4	3.8	0	0	0	0	0	0	0.0
GREEN BAY	03/10/15	0	0	0-0	.000	0-0	.000	0-0	.000	3	1	4	3.8	0	0	0	0	0	0	0.0
Totals		0	0	0-0	.000	0-0	.000	0-0	.000	61	65	126	3.8	1	0	9	0	0	0	0.0

Games played: 33

Rebounds/game: 3.8

Turnovers/game: 0.3

2014-15 Valparaiso Basketball
Valparaiso Team Game-by-Game (as of Mar 13, 2015)
All games

TEAM STATISTICS

Opponent	Date	Score		Total		3-Pointers		Free throws		Rebounds										
				fg-fga	pct	3fg-fga	pct	ft-fa	pct	off	def	tot	avg	pf	a	t/o	blk	stl	pts	avg
EAST TENNESSEE STAT	11/14/14	90-76	W	26-52	.500	10-18	.556	28-43	.651	9	33	42	42.0	17	12	13	6	5	90	90.0
at Missouri	11/16/14	41-56	L	15-46	.326	4-18	.222	7-12	.583	6	22	28	35.0	18	8	14	4	3	41	65.5
IU SOUTH BEND	11/19/14	91-55	W	35-64	.547	10-24	.417	11-20	.550	18	32	50	40.0	15	21	18	6	9	91	74.0
vs Arkansas Pine Bluff	11/21/14	59-46	W	23-49	.469	5-19	.263	8-14	.571	18	19	37	39.2	17	11	17	5	5	59	70.2
vs Maine	11/23/14	93-70	W	32-60	.533	12-21	.571	17-26	.654	12	24	36	38.6	19	16	19	9	14	93	74.8
vs Drake	11/28/14	66-46	W	24-55	.436	7-21	.333	11-17	.647	13	20	33	37.7	17	12	4	3	6	66	73.3
vs Murray State	11/29/14	93-58	W	31-52	.596	11-20	.550	20-27	.741	9	26	35	37.3	15	16	14	3	10	93	76.1
vs Portland	11/30/14	70-55	W	29-58	.500	7-19	.368	5-8	.625	15	23	38	37.4	15	9	12	4	5	70	75.4
at Eastern Kentucky	12/03/14	72-66	W	25-51	.490	11-21	.524	11-15	.733	10	29	39	37.6	15	19	16	3	3	72	75.0
NEW MEXICO	12/06/14	46-63	L	16-53	.302	3-22	.136	11-16	.688	7	21	28	36.6	19	8	10	1	7	46	72.1
TRINITY INTERNATIONAL	12/10/14	79-54	W	31-60	.517	2-13	.154	15-22	.682	14	30	44	37.3	13	16	12	10	11	79	72.7
BALL STATE	12/13/14	65-62	W	21-58	.362	7-24	.292	16-26	.615	11	28	39	37.4	15	11	5	3	7	65	72.1
at IPFW	12/20/14	75-72	W	28-60	.467	13-25	.520	6-7	.857	11	18	29	36.8	14	14	13	7	5	75	72.3
GOSHEN	12/21/14	82-55	W	29-54	.537	8-21	.381	16-28	.571	14	34	48	37.6	17	23	19	10	9	82	73.0
at James Madison	12/29/14	79-52	W	29-66	.439	10-22	.455	11-14	.786	12	36	48	38.3	18	16	6	7	8	79	73.4
at Oakland	01/02/15	75-89	Lot	31-71	.437	7-27	.259	6-12	.500	16	28	44	38.6	28	16	15	1	7	75	73.5
YOUNGSTOWN STATE	01/04/15	79-64	W	27-77	.351	5-24	.208	20-26	.769	27	31	58	39.8	17	12	5	7	3	79	73.8
UIC	01/08/15	85-56	W	32-53	.604	4-13	.308	17-24	.708	6	34	40	39.8	20	14	8	5	4	85	74.4
CLEVELAND STATE	01/10/15	58-56	W	20-41	.488	7-17	.412	11-18	.611	5	26	31	39.3	16	13	19	2	4	58	73.6
at Wright State	1/17/15	66-56	W	22-54	.407	3-12	.250	19-27	.704	17	29	46	39.7	11	11	18	4	4	66	73.2
at Youngstown State	1/20/15	77-62	W	28-51	.549	10-16	.625	11-13	.846	6	25	31	39.2	15	17	11	4	3	77	73.4
at Green Bay	1/23/15	50-51	L	20-58	.345	2-10	.200	8-12	.667	14	25	39	39.2	14	5	12	5	2	50	72.3
MILWAUKEE	01/26/15	73-48	W	27-48	.563	6-10	.600	13-15	.867	6	23	29	38.8	18	12	9	2	8	73	72.3
at UIC	1-31-15	70-65	W	26-56	.464	5-15	.333	13-21	.619	16	29	45	39.0	21	15	15	7	7	70	72.2
DETROIT	02/04/15	78-70	W	26-46	.565	6-15	.400	20-31	.645	7	26	33	38.8	19	15	20	5	7	78	72.5
OAKLAND	02/08/15	82-76	W	30-52	.577	6-15	.400	16-21	.762	10	23	33	38.6	14	14	12	4	7	82	72.8
GREEN BAY	02/13/15	63-59	W	19-51	.373	4-7	.571	21-31	.677	16	29	45	38.8	22	10	18	6	4	63	72.5
at Milwaukee	02/15/15	62-55	W	23-52	.442	7-17	.412	9-13	.692	8	23	31	38.5	11	13	10	3	9	62	72.1
WRIGHT STATE	02/21/15	55-48	W	21-49	.429	6-16	.375	7-12	.583	13	24	37	38.5	13	13	12	1	4	55	71.5
at Detroit	02/25/15	60-63	L	16-46	.348	8-20	.400	20-24	.833	13	20	33	38.3	18	11	10	5	3	60	71.1
at Cleveland State	2/27/15	56-53	W	18-39	.462	8-16	.500	12-23	.522	7	21	28	38.0	17	10	11	2	5	56	70.6
CLEVELAND STATE	03/07/15	60-55	W	19-50	.380	5-17	.294	17-23	.739	13	23	36	37.9	14	10	7	7	3	60	70.3
GREEN BAY	03/10/15	54-44	W	18-48	.375	5-18	.278	13-17	.765	7	25	32	37.7	12	8	9	6	7	54	69.8
Valparaiso		2304		817-1780	.459	224-593	.378	446-658	.678	386	859	1245	37.7	544	431	413	157	198	2304	69.8
Opponents		1956		670-1762	.380	219-667	.328	397-565	.703	319	687	1006	30.5	602	379	404	105	223	1956	59.3

Games played: 33
Points/game: 69.8
FG Pct: 45.9
3FG Pct: 37.8
FT Pct: 67.8

Rebounds/game: 37.7
Assists/game: 13.1
Turnovers/game: 12.5
Assist/turnover ratio: 1.0
Steals/game: 6.0
Blocks/game: 4.8

Official Basketball Box Score -- Game Totals -- Final Statistics
East Tennessee State vs Valparaiso
11/14/14 7:30 pm at Valparaiso, Ind. (ARC)

East Tennessee State 76 • 0-1

##	Player	*	Total	3-Ptr	FT-FTA	Rebounds			PF	TP	A	TO	Blk	Stl	Min
			FG-FGA	FG-FGA		Off	Def	Tot							
00	Ron Giplaye	*	3-4	0-0	0-4	1	4	5	3	6	0	2	0	0	13
04	Rashawn Rembert	*	3-11	0-6	1-2	0	2	2	5	7	3	2	1	1	36
05	Jalen Riley	*	6-15	4-6	11-15	0	4	4	5	27	3	4	0	2	33
13	A.J. Merriweather	*	4-10	2-4	2-2	3	3	6	3	12	0	0	0	2	33
15	Lester Wilson	*	4-9	2-6	0-0	0	4	4	3	10	0	1	0	0	34
01	Petey McClain		1-2	0-0	0-0	0	0	0	0	2	0	0	0	1	8
02	Devin Harris		2-3	0-0	0-0	0	2	2	3	4	0	0	0	1	14
10	Isaac Banks		1-1	0-0	0-0	0	1	1	1	2	0	0	1	0	6
11	Desonta Bradford		3-7	0-2	0-0	1	1	2	2	6	1	0	1	2	20
20	Alex Bates		0-1	0-0	0-0	1	0	1	1	0	0	1	0	0	3
21	Tyler Ailshie		0-0	0-0	0-0	0	0	0	0	0	0	0	0	0	0+
Team						2	3	5							
Totals			27-63	8-24	14-23	8	24	32	26	76	7	10	3	9	200

FG % 1st Half: 14-31 45.2% 2nd half: 13-32 40.6% Game: 27-63 42.9%
 3FG % 1st Half: 4-10 40.0% 2nd half: 4-14 28.6% Game: 8-24 33.3%
 FT % 1st Half: 2-5 40.0% 2nd half: 12-18 66.7% Game: 14-23 60.9%

Deadball
Rebounds
4

Valparaiso 90 • 1-0

##	Player	*	Total	3-Ptr	FT-FTA	Rebounds			PF	TP	A	TO	Blk	Stl	Min
			FG-FGA	FG-FGA		Off	Def	Tot							
00	CARTER, Keith	*	1-3	0-1	1-2	0	2	2	5	3	4	1	1	0	26
02	WALKER, Tevonn	*	4-8	0-3	8-8	2	2	4	0	16	3	0	0	0	32
14	FERNANDEZ, Vashil	*	0-1	0-0	2-6	0	5	5	2	2	0	1	2	0	16
23	ADEKOYA, Jubril	*	3-7	0-0	2-6	1	5	6	3	8	1	1	1	1	28
25	PETERS, Alec	*	9-15	4-6	5-6	0	6	6	1	27	0	2	2	1	32
01	NICKERSON, E. Victor		0-1	0-0	0-0	0	0	0	0	0	1	1	0	0	4
03	JOSEPH, Max		0-1	0-0	3-4	0	0	0	3	3	1	3	0	1	14
05	WALKER, Darien		6-11	5-7	3-7	1	7	8	3	20	1	3	0	1	30
10	SKARA, David		3-5	1-1	4-4	4	1	5	0	11	1	1	0	1	15
22	DAVIDSON, Nick		0-0	0-0	0-0	0	0	0	0	0	0	0	0	0	0+
32	CHADWICK, David		0-0	0-0	0-0	0	0	0	0	0	0	0	0	0	3
Team						1	5	6							
Totals			26-52	10-18	28-43	9	33	42	17	90	12	13	6	5	200

FG % 1st Half: 15-34 44.1% 2nd half: 11-18 61.1% Game: 26-52 50.0%
 3FG % 1st Half: 5-11 45.5% 2nd half: 5-7 71.4% Game: 10-18 55.6%
 FT % 1st Half: 7-10 70.0% 2nd half: 21-33 63.6% Game: 28-43 65.1%

Deadball
Rebounds
7,1

Officials: Steven Skiles, Greg Lansdorf, Larry Martin
 Technical fouls: East Tennessee State-None. Valparaiso-None.
 Attendance: 2912

Score by periods	1st	2nd	Total
East Tennessee State	34	42	76
Valparaiso	42	48	90

	In	Off	2nd	Fast	
Points	Paint	T/O	Chance	Break	Bench
ETSU	26	16	11	6	14
VALPO	24	17	12	0	34

Last FG - ETSU 2nd-05:01, VALPO 2nd-02:21.
 Largest lead - ETSU by 3 1st-18:45, VALPO by 14 2nd-00:19.
 ETSU led for 03:07. VALPO led for 33:26. Game was tied for 03:27.

Score tied - 6 times.
 Lead changed - 14 times.

Official Basketball Box Score -- Game Totals -- Final Statistics

Valparaiso vs Missouri

11/16/14 5:02 p.m. at Mizzou Arena

Valparaiso 41 • 1-1

##	Player		Total	3-Ptr	FT-FTA	Rebounds			PF	TP	A	TO	Blk	Stl	Min
			FG-FGA	FG-FGA		Off	Def	Tot							
14	FERNANDEZ, Vashil	f	1-2	0-0	0-0	1	4	5	3	2	0	1	2	0	18
23	ADEKOYA, Jubril	f	1-8	0-0	1-3	1	7	8	4	3	1	2	0	0	31
25	PETERS, Alec	f	2-5	1-3	2-2	2	2	4	4	7	1	2	0	1	27
00	CARTER, Keith	g	0-5	0-4	0-0	0	3	3	3	0	3	1	0	0	28
02	WALKER, Tevonn	g	3-9	0-2	0-0	0	1	1	1	6	0	2	0	1	27
01	NICKERSON, E. Victor		4-5	1-1	3-3	1	0	1	0	12	1	1	0	0	17
03	JOSEPH, Max		0-0	0-0	0-2	0	2	2	3	0	0	2	0	1	10
05	WALKER, Darien		2-7	1-5	1-2	0	1	1	0	6	1	0	1	0	20
10	SKARA, David		2-4	1-2	0-0	0	1	1	0	5	1	1	1	0	18
32	CHADWICK, David		0-1	0-1	0-0	0	0	0	0	0	0	1	0	0	4
Team						1	1	2				1			
Totals			15-46	4-18	7-12	6	22	28	18	41	8	14	4	3	200

FG % 1st Half: 8-21 38.1% 2nd half: 7-25 28.0% Game: 15-46 32.6%
 3FG % 1st Half: 2-8 25.0% 2nd half: 2-10 20.0% Game: 4-18 22.2%
 FT % 1st Half: 5-10 50.0% 2nd half: 2-2 100.0% Game: 7-12 58.3%

Deadball
Rebounds
2

Missouri 56 • 1-1

##	Player		Total	3-Ptr	FT-FTA	Rebounds			PF	TP	A	TO	Blk	Stl	Min
			FG-FGA	FG-FGA		Off	Def	Tot							
03	Williams III, Johnat	f	5-11	0-2	0-0	1	5	6	3	10	0	1	0	0	27
44	Rosburg, Ryan	f	1-3	0-0	2-4	3	5	8	2	4	1	0	2	0	26
13	Gill-Caesar, Montaqu	g	4-13	1-6	0-0	1	4	5	2	9	1	1	0	1	28
14	Shamburger, Keith	g	1-2	1-2	2-2	0	1	1	1	5	3	4	0	0	37
15	Clark, Wes	g	4-8	2-3	6-6	1	5	6	2	16	2	4	1	2	32
02	Bello, Deuce		0-0	0-0	0-0	0	0	0	0	0	0	0	0	0	2
04	Isabell, Tramaine		1-5	0-2	2-2	0	1	1	2	4	0	0	0	0	12
05	Allen, D'Angelo		2-3	0-1	0-0	2	1	3	2	4	1	0	1	0	13
12	Wright, Namon		0-2	0-1	0-0	0	2	2	0	0	1	0	0	1	12
45	Post, Keanau		2-3	0-0	0-0	1	2	3	2	4	0	1	1	0	11
Team						1	1	2				1			
Totals			20-50	4-17	12-14	10	27	37	16	56	9	12	5	4	200

FG % 1st Half: 6-24 25.0% 2nd half: 14-26 53.8% Game: 20-50 40.0%
 3FG % 1st Half: 2-10 20.0% 2nd half: 2-7 28.6% Game: 4-17 23.5%
 FT % 1st Half: 10-12 83.3% 2nd half: 2-2 100.0% Game: 12-14 85.7%

Deadball
Rebounds
0,1

Officials: Anthony Jordan, Michael Stephens, Terry Moore

Technical fouls: Valparaiso-None. Missouri-None.

Attendance: 5369

Score by periods	1st	2nd	Total
Valparaiso	23	18	41
Missouri	24	32	56

	In	Off	2nd	Fast	
Points	Paint	T/O	Chance	Break	Bench
VALPO	18	12	2	4	23
MIZZOU	26	17	8	0	12

Last FG - VALPO 2nd-01:39, MIZZOU 2nd-01:06.
 Largest lead - VALPO by 1 1st-03:30, MIZZOU by 15 2nd-00:35.
 VALPO led for 03:02. MIZZOU led for 31:37. Game was tied for 04:46.

Score tied - 5 times.
 Lead changed - 6 times.

Official Basketball Box Score -- Game Totals -- Final Statistics
IU South Bend vs Valparaiso
11/19/14 7:05 p.m. at Valparaiso, Ind. (ARC)

IU South Bend 55

##	Player		Total	3-Ptr	FT-FTA	Rebounds			PF	TP	A	TO	Blk	Stl	Min
			FG-FGA	FG-FGA		Off	Def	Tot							
00	Mitchell, Oosha	f	3-12	3-7	3-6	2	6	8	3	12	1	2	0	0	28
40	Foster, Jacob	f	3-8	1-3	3-3	1	0	1	1	10	0	3	0	1	31
01	Benner, T.J.	g	3-8	3-8	0-0	0	3	3	3	9	0	3	0	2	23
14	Young, Javonte	g	0-5	0-3	0-0	0	1	1	0	0	1	2	0	0	28
30	White, Mark	g	2-5	0-3	0-0	0	2	2	2	4	3	2	0	1	21
03	Beam, Brandon		1-3	0-2	0-0	0	0	0	2	2	5	4	0	2	25
04	Jones, Jeremy		1-5	0-4	0-0	0	0	0	5	2	1	1	0	0	11
13	Butler, Dante		2-5	0-1	1-1	2	2	4	0	5	3	1	0	0	12
22	Wilson, Samuel		1-1	0-0	0-0	1	0	1	0	2	0	1	1	0	8
33	Brooks, Taylor		3-4	3-3	0-0	0	1	1	2	9	1	1	1	0	13
Team						1	0	1							
Totals			19-56	10-34	7-10	7	15	22	18	55	15	20	2	6	200

FG % 1st Half: 9-30 30.0% 2nd half: 10-26 38.5% Game: 19-56 33.9%
 3FG % 1st Half: 6-19 31.6% 2nd half: 4-15 26.7% Game: 10-34 29.4%
 FT % 1st Half: 5-8 62.5% 2nd half: 2-2 100.0 Game: 7-10 70.0%

Deadball
Rebounds
1

Valparaiso 91 • 2-1

##	Player		Total	3-Ptr	FT-FTA	Rebounds			PF	TP	A	TO	Blk	Stl	Min
			FG-FGA	FG-FGA		Off	Def	Tot							
23	ADEKOYA, Jubril	f	4-5	0-0	0-0	3	3	6	0	8	1	2	2	2	18
25	PETERS, Alec	f	5-7	2-4	2-3	2	3	5	2	14	1	1	1	0	17
32	CHADWICK, David	f	0-1	0-0	0-2	0	4	4	3	0	1	2	0	0	19
00	CARTER, Keith	g	4-5	2-3	0-3	0	5	5	1	10	2	3	0	1	24
02	WALKER, Tevonn	g	4-6	1-3	1-2	0	3	3	1	10	2	2	0	1	16
01	NICKERSON, E. Victor		1-2	1-2	0-0	0	0	0	0	3	3	2	0	0	9
03	JOSEPH, Max		1-4	1-2	0-0	1	3	4	1	3	3	2	0	0	22
05	WALKER, Darien		5-13	0-1	0-0	2	4	6	1	10	0	2	0	2	19
10	SKARA, David		6-9	2-3	3-4	2	3	5	2	17	6	0	0	1	25
14	FERNANDEZ, Vashil		4-6	0-0	5-6	6	4	10	3	13	1	1	3	0	20
22	DAVIDSON, Nick		1-6	1-6	0-0	0	0	0	1	3	1	1	0	2	11
Team						2	0	2							
Totals			35-64	10-24	11-20	18	32	50	15	91	21	18	6	9	200

FG % 1st Half: 17-31 54.8% 2nd half: 18-33 54.5% Game: 35-64 54.7%
 3FG % 1st Half: 6-13 46.2% 2nd half: 4-11 36.4% Game: 10-24 41.7%
 FT % 1st Half: 7-12 58.3% 2nd half: 4-8 50.0% Game: 11-20 55.0%

Deadball
Rebounds
5

Officials: Jerry Heater, Paul Szelc, Kelly Pfeifer
 Technical fouls: IU South Bend-None. Valparaiso-None.
 Attendance: 2051

Score by periods	1st	2nd	Total
IU South Bend	29	26	55
Valparaiso	47	44	91

	In	Off	2nd	Fast	
Points	Paint	T/O	Chance	Break	Bench
IUSB	18	10	3	2	20
VALPO	40	26	27	10	49

Last FG - IUSB 2nd-00:21, VALPO 2nd-00:34.
 Largest lead - IUSB by 1 1st-18:35, VALPO by 42 2nd-05:48.
 IUSB led for 00:25. VALPO led for 38:20. Game was tied for 01:13.

Score tied - 0 times.
 Lead changed - 2 times.

Official Basketball Box Score -- Game Totals -- Final Statistics
Valparaiso vs Arkansas Pine Bluff
11/21/14 4:30 p.m. at Mount Pleasant, Mich. (McGuirk Arena)

Valparaiso 59 • 3-1

##	Player		Total		3-Ptr	Rebounds			PF	TP	A	TO	Blk	Stl	Min
			FG-FGA	FG-FGA	FT-FTA	Off	Def	Tot							
14	FERNANDEZ, Vashil	f	3-4	0-0	5-6	3	4	7	1	11	0	2	5	0	29
25	PETERS, Alec	f	9-13	1-4	0-0	5	2	7	2	19	0	1	0	0	29
00	CARTER, Keith	g	3-5	1-2	0-0	1	0	1	2	7	7	3	0	1	26
02	WALKER, Tevonn	g	2-9	2-7	0-0	2	1	3	3	6	2	3	0	4	30
05	WALKER, Darien	g	2-5	1-3	1-2	0	2	2	2	6	1	3	0	0	26
01	NICKERSON, E. Victor		1-3	0-0	1-3	3	1	4	0	3	0	0	0	0	11
03	JOSEPH, Max		0-1	0-0	0-0	0	0	0	3	0	0	2	0	0	14
10	SKARA, David		0-5	0-3	0-0	0	4	4	1	0	0	1	0	0	16
23	ADEKOYA, Jubril		3-4	0-0	1-3	4	3	7	3	7	1	2	0	0	19
Team						0	2	2							
Totals			23-49	5-19	8-14	18	19	37	17	59	11	17	5	5	200

FG % 1st Half: 13-24 54.2% 2nd half: 10-25 40.0% Game: 23-49 46.9%
 3FG % 1st Half: 4-10 40.0% 2nd half: 1-9 11.1% Game: 5-19 26.3%
 FT % 1st Half: 5-10 50.0% 2nd half: 3-4 75.0% Game: 8-14 57.1%

Deadball
Rebounds
3

Arkansas Pine Bluff 46 • 1-3

##	Player		Total		3-Ptr	Rebounds			PF	TP	A	TO	Blk	Stl	Min
			FG-FGA	FG-FGA	FT-FTA	Off	Def	Tot							
12	FLOYD,Jaylor	f	0-2	0-0	0-0	1	0	1	3	0	0	2	0	0	17
22	LOVE,JoVaughn	f	2-7	0-2	3-4	1	4	5	0	7	0	2	1	2	30
01	MOSLEY,Marcel	g	4-12	2-6	0-0	1	0	1	1	10	1	7	0	2	31
14	HAMMOND,Tevin	g	2-5	1-3	2-2	0	1	1	4	7	2	5	0	0	30
23	ROBINSON,Ghiavonnie	g	1-4	0-1	0-0	0	0	0	2	2	1	0	0	2	20
03	HANDLEY,Thaddeus		3-3	1-1	0-0	1	2	3	2	7	0	1	0	0	23
10	McINTYRE,DeAndre		0-3	0-1	0-0	0	1	1	0	0	0	0	0	0	15
15	WHITING,Trent		1-2	0-0	0-0	0	0	0	3	2	0	0	0	1	9
25	PARKER,Chauncy		3-5	0-1	3-4	1	2	3	0	9	3	0	0	2	14
34	BERRY,Devin		1-2	0-0	0-0	1	0	1	1	2	0	0	0	0	11
Team						3	1	4							
Totals			17-45	4-15	8-10	9	11	20	16	46	7	17	1	9	200

FG % 1st Half: 9-24 37.5% 2nd half: 8-21 38.1% Game: 17-45 37.8%
 3FG % 1st Half: 2-7 28.6% 2nd half: 2-8 25.0% Game: 4-15 26.7%
 FT % 1st Half: 6-6 100.0 2nd half: 2-4 50.0% Game: 8-10 80.0%

Deadball
Rebounds
2

Officials: Jim Schipper, Kevin O'Connell, Rod Mrakovich
 Technical fouls: Valparaiso-None. Arkansas Pine Bluff-None.
 Attendance: 175

Score by periods	1st	2nd	Total
Valparaiso	35	24	59
Arkansas Pine Bluff	26	20	46

	In	Off	2nd	Fast	
Points	Paint	T/O	Chance	Break	Bench
VALPO	30	13	16	4	10
UAPB	22	13	15	6	20

Last FG - VALPO 2nd-02:32, UAPB 2nd-00:12.
 Largest lead - VALPO by 21 2nd-11:28, UAPB None.
 VALPO led for 39:12. UAPB led for 00:00. Game was tied for 00:48.

Score tied - 0 times.
 Lead changed - 0 times.

Official Basketball Box Score -- Game Totals -- Final Statistics
Valparaiso vs Maine
11/23/14 9:30 a.m. at Mount Pleasant, Mich. (McGuirk Arena)

Valparaiso 93 • 4-1

##	Player		Total	3-Ptr	Rebounds									Min	
			FG-FGA	FG-FGA	FT-FTA	Off	Def	Tot	PF	TP	A	TO	Blk		Stl
14	FERNANDEZ, Vashil	f	3-5	0-0	0-2	3	3	6	1	6	2	1	6	4	22
25	PETERS, Alec	f	9-13	4-6	9-10	1	5	6	1	31	0	3	0	1	21
00	CARTER, Keith	g	3-5	0-1	0-0	1	2	3	1	6	4	2	0	3	23
02	WALKER, Tevonn	g	6-10	1-1	3-5	3	1	4	0	16	2	4	0	1	17
05	WALKER, Darien	g	4-8	2-3	1-3	0	2	2	2	11	2	1	0	1	21
01	NICKERSON, E. Victor		1-2	1-2	0-0	0	2	2	4	3	4	1	1	0	18
03	JOSEPH, Max		0-2	0-1	2-2	1	2	3	2	2	1	3	0	1	9
10	SKARA, David		4-6	2-3	0-0	1	2	3	5	10	1	3	2	1	23
22	DAVIDSON, Nick		2-4	2-2	0-0	0	1	1	0	6	0	0	0	1	12
23	ADEKOYA, Jubril		0-3	0-1	2-3	2	0	2	3	2	0	1	0	1	22
32	CHADWICK, David		0-2	0-1	0-1	0	1	1	0	0	0	0	0	0	12
Team						0	3	3							
Totals			32-60	12-21	17-26	12	24	36	19	93	16	19	9	14	200

FG % 1st Half: 19-31 61.3% 2nd half: 13-29 44.8% Game: 32-60 53.3%
 3FG % 1st Half: 5-9 55.6% 2nd half: 7-12 58.3% Game: 12-21 57.1%
 FT % 1st Half: 10-16 62.5% 2nd half: 7-10 70.0% Game: 17-26 65.4%

Deadball
Rebounds
4

Maine 70 • 0-4

##	Player		Total	3-Ptr	Rebounds			PF	TP	A	TO	Blk	Stl	Min	
			FG-FGA	FG-FGA	FT-FTA	Off	Def								Tot
04	Pirovic, Marko	f	3-6	2-4	2-2	0	4	4	3	10	0	1	0	1	24
33	Mackey, Ethan	f	1-3	0-0	0-0	1	2	3	0	2	2	0	1	0	15
01	Calixte, Aaron	g	4-8	1-2	1-1	0	1	1	3	10	2	4	0	1	29
10	Lawton, Shaun	g	4-6	0-2	8-8	1	2	3	1	16	2	7	0	2	25
31	Reid-Knight, Troy	g	0-2	0-2	0-2	1	1	2	2	0	1	2	0	0	20
02	Little, Kevin		6-13	3-4	0-0	1	3	4	2	15	1	4	0	3	25
03	Ejiga, Christian		0-0	0-0	0-0	1	2	3	1	0	1	1	0	0	5
05	Valjarevic, Zarko		0-6	0-6	0-0	0	0	0	1	0	1	0	0	0	16
11	Nissen, Erik		2-6	0-0	2-2	1	1	2	4	6	0	2	0	0	9
12	Ward, C.J.		0-0	0-0	0-0	0	0	0	0	0	1	0	0	0	1
22	Melmed, Garvey		1-1	0-0	0-2	0	3	3	1	2	1	0	0	1	13
25	Gloger, Till		3-5	0-0	3-6	0	1	1	1	9	1	2	1	1	18
	Team					6	1	7							
Totals			24-56	6-20	16-23	12	21	33	19	70	13	23	2	9	200

FG % 1st Half: 10-29 34.5% 2nd half: 14-27 51.9% Game: 24-56 42.9%
 3FG % 1st Half: 3-12 25.0% 2nd half: 3-8 37.5% Game: 6-20 30.0%
 FT % 1st Half: 5-8 62.5% 2nd half: 11-15 73.3% Game: 16-23 69.6%

Deadball
Rebounds
3

Officials: Bart Wegenke, John Floyd, Brad Cavey

Technical fouls: Valparaiso-None. Maine-None.

Attendance: 100

Valpo #10 Skara Fouled out at 3:05 (2)

Score by periods	1st	2nd	Total
Valparaiso	53	40	93
Maine	28	42	70

Points	In Paint	Off T/O	2nd Chance	Fast Break	Bench
VALPO	34	32	14	12	23
MAINE	30	25	4	12	32

Last FG - VALPO 2nd-04:44, MAINE 2nd-00:34.
 Largest lead - VALPO by 33 2nd-12:13, MAINE None.
 VALPO led for 38:48. MAINE led for 00:00. Game was tied for 01:12.

Score tied - 0 times.
 Lead changed - 0 times.

Official Basketball Box Score -- Game Totals -- Final Statistics

Valparaiso vs Drake

11/28/14 5 PM at Nashville, Tenn. - Municipal Auditorium

Valparaiso 66

##	Player		Total	3-Ptr	Rebounds			PF	TP	A	TO	Blk	Stl	Min	
			FG-FGA	FG-FGA	FT-FTA	Off	Def								Tot
14	FERNANDEZ, Vashil	f	1-2	0-0	3-4	3	4	7	3	5	0	0	1	0	25
25	PETERS, Alec	f	4-12	1-3	1-2	3	3	6	1	10	1	1	0	0	30
00	CARTER, Keith	g	5-8	3-5	2-4	0	2	2	1	15	3	0	0	2	31
02	WALKER, Tevonn	g	2-6	0-3	0-0	0	3	3	4	4	2	0	1	1	19
05	WALKER, Darien	g	7-14	3-8	2-3	0	3	3	0	19	0	0	0	1	29
01	NICKERSON, E. Victor		1-3	0-1	1-1	0	1	1	3	3	2	1	0	2	16
03	JOSEPH, Max		1-1	0-0	0-1	0	0	0	0	2	0	0	0	0	6
10	SKARA, David		1-2	0-0	0-0	1	0	1	2	2	2	1	0	0	15
22	DAVIDSON, Nick		0-2	0-1	0-0	1	1	2	0	0	0	1	0	0	8
23	ADEKOYA, Jubril		2-3	0-0	2-2	3	2	5	2	6	2	0	0	0	19
32	CHADWICK, David		0-2	0-0	0-0	1	0	1	1	0	0	0	1	0	2
Team						1	1	2							
Totals			24-55	7-21	11-17	13	20	33	17	66	12	4	3	6	200

FG % 1st Half: 12-26 46.2% 2nd half: 12-29 41.4% Game: 24-55 43.6%
 3FG % 1st Half: 1-11 9.1% 2nd half: 6-10 60.0% Game: 7-21 33.3%
 FT % 1st Half: 4-6 66.7% 2nd half: 7-11 63.6% Game: 11-17 64.7%

Deadball
Rebounds
2

Drake 46

##	Player		Total	3-Ptr	FT-FTA	Rebounds			PF	TP	A	TO	Blk	Stl	Min
			FG-FGA	FG-FGA		Off	Def	Tot							
25	Caird, Chris	f	2-7	2-5	0-0	0	3	3	0	6	0	4	0	0	19
11	Enevold, Jacob	c	0-1	0-0	0-0	2	4	6	1	0	2	2	0	0	26
00	Rivers, C.J.	g	0-2	0-0	2-2	1	2	3	2	2	2	1	0	0	16
02	Ricks, Gary	g	3-7	2-5	0-0	0	3	3	2	8	0	1	0	0	20
12	Timmer, Reed	g	0-4	0-2	0-0	0	2	2	0	0	4	1	0	1	27
01	Madison, Karl		0-2	0-1	0-0	1	2	3	2	0	4	2	0	0	13
03	Daniels, Jordan		6-11	3-6	3-4	0	1	1	3	18	0	0	0	0	29
04	Danielak, Blake		0-0	0-0	0-0	0	0	0	0	0	0	0	0	0	1
10	Berkeley, Trevor		1-2	0-1	2-3	2	1	3	1	4	0	2	1	0	22
23	Arogundade, Ore		2-3	1-2	2-2	0	1	1	2	7	0	0	0	0	15
32	Kuenstling, Kory		0-1	0-0	1-2	0	2	2	2	1	0	1	0	0	12
Team						2	1	3				1			
Totals			14-40	8-22	10-13	8	22	30	15	46	12	15	1	1	200

FG % 1st Half: 7-20 35.0% 2nd half: 7-20 35.0% Game: 14-40 35.0%
 3FG % 1st Half: 4-11 36.4% 2nd half: 4-11 36.4% Game: 8-22 36.4%
 FT % 1st Half: 3-4 75.0% 2nd half: 7-9 77.8% Game: 10-13 76.9%

Deadball
Rebounds
1

Officials:

Technical fouls: Valparaiso-None. Drake-None.

Attendance: 509

Score by periods	1st	2nd	Total
Valparaiso	29	37	66
Drake	21	25	46

Points	In Paint	Off T/O	2nd Chance	Fast Break	Bench
VALPO	22	16	13	4	13
DRAKE	8	0	7	2	30

Last FG - VALPO 2nd-00:52, DRAKE 2nd-02:47.
 Largest lead - VALPO by 24 2nd-08:10, DRAKE None.
 VALPO led for 38:39. DRAKE led for 00:00. Game was tied for 01:21.

Score tied - 0 times.
 Lead changed - 0 times.

Official Basketball Box Score -- Game Totals -- Final Statistics
Murray State vs Valparaiso
11/29/14 7:30 PM at Nashville, Tenn. - Municipal Auditorium

Murray State 58

##	Player		Total	3-Ptr	FT-FTA	Rebounds			PF	TP	A	TO	Blk	Stl	Min
			FG-FGA	FG-FGA		Off	Def	Tot							
02	FAIRELL, Jonathan	f	1-5	0-0	0-0	2	5	7	3	2	0	4	0	0	19
04	WILLIAMS, Jarvis	f	2-6	0-0	2-4	2	3	5	4	6	1	2	0	1	25
31	MOSS, Jeffery	f	4-10	3-5	2-2	2	3	5	2	13	1	1	0	2	32
01	PAYNE, Cameron	g	5-13	2-4	0-0	0	1	1	2	12	3	4	1	3	30
22	SAPP, T.J.	g	2-8	2-7	2-2	1	1	2	2	8	3	3	0	2	31
00	LANGSTON, Wayne		1-1	0-0	0-0	0	0	0	2	2	0	0	0	0	12
12	RAMBO, Tyler		0-0	0-0	4-4	0	1	1	2	4	0	1	1	1	12
23	SEYMOUR, Justin		4-8	1-2	0-1	0	1	1	2	9	0	0	0	1	18
24	FLOMO, Kedrick		0-2	0-2	0-0	0	0	0	3	0	0	0	0	0	16
34	GILMORE, Terron		1-2	0-0	0-0	1	0	1	1	2	0	0	0	0	5
Team						2	1	3				1			
Totals			20-55	8-20	10-13	10	16	26	23	58	8	16	2	10	200

FG % 1st Half: 13-28 46.4% 2nd half: 7-27 25.9% Game: 20-55 36.4%
 3FG % 1st Half: 6-8 75.0% 2nd half: 2-12 16.7% Game: 8-20 40.0%
 FT % 1st Half: 5-6 83.3% 2nd half: 5-7 71.4% Game: 10-13 76.9%

Deadball
Rebounds
2

Valparaiso 93

##	Player		Total	3-Ptr	FT-FTA	Rebounds			PF	TP	A	TO	Blk	Stl	Min
			FG-FGA	FG-FGA		Off	Def	Tot							
14	FERNANDEZ, Vashil	f	1-3	0-0	4-4	3	0	3	2	6	0	1	0	1	24
25	PETERS, Alec	f	9-14	5-8	3-3	3	5	8	0	26	1	2	1	1	23
00	CARTER, Keith	g	3-5	1-1	0-2	0	3	3	3	7	3	3	0	4	30
02	WALKER, Tevonn	g	3-7	0-3	2-5	0	5	5	4	8	3	3	1	3	24
05	WALKER, Darien	g	7-10	4-5	0-0	0	1	1	2	18	3	2	0	1	28
01	NICKERSON, E. Victor		1-2	0-1	5-6	0	3	3	2	7	2	1	0	0	12
03	JOSEPH, Max		0-0	0-0	0-0	0	0	0	0	0	1	1	0	0	7
10	SKARA, David		3-4	0-1	4-4	0	2	2	2	10	0	0	1	0	18
22	DAVIDSON, Nick		0-0	0-0	0-0	0	0	0	0	0	0	0	0	0	6
23	ADEKOYA, Jubril		2-5	0-0	0-0	2	5	7	0	4	3	0	0	0	23
32	CHADWICK, David		2-2	1-1	2-3	1	0	1	0	7	0	0	0	0	5
Team						0	2	2				1			
Totals			31-52	11-20	20-27	9	26	35	15	93	16	14	3	10	200

FG % 1st Half: 14-28 50.0% 2nd half: 17-24 70.8% Game: 31-52 59.6%
 3FG % 1st Half: 7-12 58.3% 2nd half: 4-8 50.0% Game: 11-20 55.0%
 FT % 1st Half: 8-11 72.7% 2nd half: 12-16 75.0% Game: 20-27 74.1%

Deadball
Rebounds
3

Officials: Antinio Petty, John Stigliano, JB DeRosa
 Technical fouls: Murray State-TEAM. Valparaiso-None.
 Attendance: 593

Score by periods	1st	2nd	Total
Murray State	37	21	58
Valparaiso	43	50	93

	In	Off	2nd	Fast	
Points	Paint	T/O	Chance	Break	Bench
MUR	18	16	7	0	17
VALPO	28	24	13	6	28

Last FG - MUR 2nd-03:24, VALPO 2nd-00:33.
 Largest lead - MUR by 2 1st-05:04, VALPO by 35 2nd-00:33.
 MUR led for 00:24. VALPO led for 35:43. Game was tied for 03:53.

Score tied - 3 times.
 Lead changed - 2 times.

Official Basketball Box Score -- Game Totals -- Final Statistics

Valparaiso vs Portland

11/30/14 1 PM at Nashville, Tenn. - Municipal Auditorium

Valparaiso 70 • 7-1

#	Player		Total		3-Ptr	FT-FTA	Rebounds			PF	TP	A	TO	Blk	Stl	Min
			FG-FGA	FG-FGA	FG-FGA		Off	Def	Tot							
14	FERNANDEZ, Vashil	f	2-5	0-0	0-0	0-0	5	5	10	2	4	0	0	3	0	25
25	PETERS, Alec	f	8-13	4-6	0-0	0-0	1	2	3	3	20	1	2	0	1	33
00	CARTER, Keith	g	4-10	1-4	0-0	0-0	0	2	2	2	9	4	3	0	0	31
02	WALKER, Tevonn	g	3-8	0-3	3-5	3-5	1	6	7	2	9	1	1	0	0	25
05	WALKER, Darien	g	5-11	1-4	2-2	2-2	1	4	5	1	13	1	1	0	2	30
01	NICKERSON, E. Victor		4-5	0-1	0-0	0-0	0	1	1	1	8	1	2	0	1	11
03	JOSEPH, Max		0-0	0-0	0-0	0-0	0	0	0	0	0	0	0	0	0	1
10	SKARA, David		3-5	1-1	0-1	0-1	2	1	3	3	7	1	3	1	0	20
22	DAVIDSON, Nick		0-0	0-0	0-0	0-0	1	0	1	0	0	0	0	0	0	3
23	ADEKOYA, Jubril		0-1	0-0	0-0	0-0	2	1	3	1	0	0	0	0	1	21
Team							2	1	3							
Totals			29-58	7-19	5-8	5-8	15	23	38	15	70	9	12	4	5	200

FG % 1st Half: 18-34 52.9% 2nd half: 11-24 45.8% Game: 29-58 50.0%
 3FG % 1st Half: 6-11 54.5% 2nd half: 1-8 12.5% Game: 7-19 36.8%
 FT % 1st Half: 0-1 0.0% 2nd half: 5-7 71.4% Game: 5-8 62.5%

Deadball
Rebounds
1

Portland 55 • 5-1

#	Player		Total		3-Ptr	FT-FTA	Rebounds			PF	TP	A	TO	Blk	Stl	Min
			FG-FGA	FG-FGA	FG-FGA		Off	Def	Tot							
52	GERUN, Volodymyr	f	1-6	0-2	2-2	2-2	4	1	5	0	4	0	0	2	0	30
12	VAN DER MARS, Thoma	c	4-8	0-0	0-0	0-0	0	1	1	1	8	2	1	0	0	21
00	BAILEY, Kevin	g	1-8	0-2	3-3	3-3	0	3	3	3	5	2	5	1	2	37
01	PRESSLEY, Bryce	g	2-5	2-2	0-0	0-0	1	3	4	1	6	1	1	0	0	24
02	WINTERING, Alec	g	1-5	0-1	0-0	0-0	0	1	1	3	2	5	2	0	1	33
05	TYSON, D'Marques		9-11	6-8	1-2	1-2	1	0	1	2	25	0	1	0	1	17
10	TODD, Jason		2-2	1-1	0-0	0-0	0	1	1	3	5	3	1	0	1	18
11	SHARP, Bobby		0-3	0-2	0-0	0-0	0	1	1	1	0	1	0	0	0	8
14	BARKER, Riley		0-0	0-0	0-0	0-0	1	1	2	0	0	0	1	0	0	6
15	HARTWICH, Philipp		0-0	0-0	0-0	0-0	0	0	0	0	0	0	0	0	0	1
20	LIVINGSTON, Max		0-1	0-1	0-0	0-0	0	0	0	0	0	0	0	0	0	1
24	TAYLOR, Gabe		0-0	0-0	0-0	0-0	0	2	2	0	0	1	0	0	0	3
54	ZUBIZARRETA, Aitor		0-0	0-0	0-0	0-0	0	0	0	0	0	0	0	0	0	1
Team							1	1	2							
Totals			20-49	9-19	6-7	6-7	8	15	23	14	55	15	12	3	5	200

FG % 1st Half: 7-24 29.2% 2nd half: 13-25 52.0% Game: 20-49 40.8%
 3FG % 1st Half: 2-9 22.2% 2nd half: 7-10 70.0% Game: 9-19 47.4%
 FT % 1st Half: 4-5 80.0% 2nd half: 2-2 100.0 Game: 6-7 85.7%

Deadball
Rebounds
0

Officials: Antinio Petty, Jon Stigliano, Scott Smith

Technical fouls: Valparaiso-None. Portland-None.

Attendance: 239

Score by periods	1st	2nd	Total
Valparaiso	42	28	70
Portland	20	35	55

	In	Off	2nd	Fast	
Points	Paint	T/O	Chance	Break	Bench
VALPO	32	21	12	8	15
POR	16	14	6	2	30

Last FG - VALPO 2nd-01:26, POR 2nd-00:14.

Largest lead - VALPO by 26 2nd-18:01, POR by 2 1st-18:59.

VALPO led for 36:12. POR led for 00:21. Game was tied for 02:53.

Score tied - 2 times.

Lead changed - 1 time.

Official Basketball Box Score -- Game Totals -- Final Statistics

Valparaiso vs Eastern Kentucky

12/03/14 7:00 p.m. at Richmond, Ky. (McBrayer Arena)

Valparaiso 72 • 8-1

##	Player		Total	3-Ptr	Rebounds			PF	TP	A	TO	Blk	Stl	Min
			FG-FGA	FG-FGA	FT-FTA	Off	Def	Tot						
25	PETERS, Alec	f	7-13	7-8	0-0	1	6	7	1	21	1	1	0	31
14	FERNANDEZ, Vashil	c	6-6	0-0	0-0	1	5	6	5	12	0	1	2	22
00	CARTER, Keith	g	3-5	1-1	2-2	1	2	3	2	9	7	4	0	33
02	WALKER, Tevonn	g	5-11	2-4	3-5	3	1	4	1	15	2	1	0	33
05	WALKER, Darien	g	1-8	1-5	1-3	1	4	5	0	4	3	2	0	27
01	NICKERSON, E. Victor		0-1	0-0	3-3	0	1	1	2	3	3	5	0	14
10	SKARA, David		1-4	0-3	2-2	2	7	9	2	4	3	2	0	20
23	ADEKOYA, Jubril		2-3	0-0	0-0	0	0	0	2	4	0	0	1	20
Team						1	3	4						
Totals			25-51	11-21	11-15	10	29	39	15	72	19	16	3	200

FG % 1st Half: 10-26 38.5% 2nd half: 15-25 60.0% Game: 25-51 49.0%
 3FG % 1st Half: 6-13 46.2% 2nd half: 5-8 62.5% Game: 11-21 52.4%
 FT % 1st Half: 6-7 85.7% 2nd half: 5-8 62.5% Game: 11-15 73.3%

Deadball
Rebounds
2,3

Eastern Kentucky 66 • 4-2

##	Player		Total	3-Ptr	Rebounds			PF	TP	A	TO	Blk	Stl	Min
			FG-FGA	FG-FGA	FT-FTA	Off	Def	Tot						
42	STUTZ, Eric	f	3-8	1-3	4-4	2	0	2	0	11	2	0	1	20
02	WALDEN, Corey	g	4-8	2-5	3-6	2	3	5	4	13	2	0	0	30
05	McGLONE, Isaac	g	2-6	1-4	0-0	0	2	2	2	5	4	2	0	27
22	KNIPP, Timmy	g	5-10	4-8	2-2	1	4	5	3	16	1	1	3	31
32	POWELL, Ja'Mill	g	1-5	0-3	1-2	2	1	3	3	3	0	1	0	16
00	JACKSON, Paul		0-0	0-0	0-0	0	0	0	1	0	1	0	0	1
03	RICHARDSON, Denzel		1-6	0-2	0-0	1	2	3	0	2	1	1	0	15
04	MATTHEWS, Tommy		0-0	0-0	0-0	0	2	2	3	0	0	0	0	4
11	BABB-HARRISON, Jayle		4-7	2-5	0-0	0	0	0	2	10	1	1	0	18
13	NORL, Daniel		0-1	0-1	0-0	0	0	0	1	0	0	1	0	8
23	HOOD, Jonathan		2-9	2-6	0-0	0	3	3	0	6	1	0	0	16
33	MUFF, Deverin		0-1	0-0	0-0	0	0	0	0	0	0	0	1	14
Team						1	0	1						
Totals			22-61	12-37	10-14	9	17	26	19	66	13	7	5	200

FG % 1st Half: 10-31 32.3% 2nd half: 12-30 40.0% Game: 22-61 36.1%
 3FG % 1st Half: 5-18 27.8% 2nd half: 7-19 36.8% Game: 12-37 32.4%
 FT % 1st Half: 5-8 62.5% 2nd half: 5-6 83.3% Game: 10-14 71.4%

Deadball
Rebounds
2,1

Officials: Jeb Hartness, Jason Baker, John St. Clair

Technical fouls: Valparaiso-None. Eastern Kentucky-None.

Attendance: 2600

Score by periods	1st	2nd	Total
Valparaiso	32	40	72
Eastern Kentucky	30	36	66

	In	Off	2nd	Fast	
Points	Paint	T/O	Chance	Break	Bench
VALPO	24	8	11	4	11
EKU	18	14	8	10	18

Last FG - VALPO 2nd-01:54, EKU 2nd-00:10.

Largest lead - VALPO by 16 2nd-03:20, EKU by 3 1st-03:18.

VALPO led for 29:23. EKU led for 08:01. Game was tied for 02:36.

Score tied - 4 times.

Lead changed - 14 times.

Official Basketball Box Score -- Game Totals -- Final Statistics

New Mexico vs Valparaiso

12/06/14 7:05 p.m. at Valparaiso, Ind. (ARC)

New Mexico 63 • 5-3

##	Player		Total	3-Ptr	FT-FTA	Rebounds			PF	TP	A	TO	Blk	Stl	Min
			FG-FGA	FG-FGA		Off	Def	Tot							
12	WILLIAMS, Devon	f	4-6	0-0	2-3	3	3	6	2	10	1	3	0	1	32
11	AGET, Obij	c	4-5	0-0	2-2	1	3	4	1	10	0	1	0	0	21
03	GREENWOOD, Hugh	g	3-11	2-4	2-4	0	5	5	3	10	4	3	2	2	37
21	ADAMS, Xavier	g	2-3	1-1	0-0	0	2	2	2	5	0	2	1	0	14
33	DELANEY, Deshawn	g	6-8	0-0	5-9	1	5	6	3	17	1	1	1	1	32
20	LOGWOOD, Sam		2-5	0-1	0-0	0	6	6	2	4	0	2	1	0	20
23	FURSTINGER, Joe		0-2	0-2	1-2	0	2	2	3	1	3	1	0	0	17
25	JACOBS, Tim		2-4	0-1	2-2	0	5	5	1	6	2	2	0	0	27
	Team					1	1	2				1			
	Totals		23-44	3-9	14-22	6	32	38	17	63	11	16	5	4	200

FG % 1st Half: 12-23 52.2% 2nd half: 11-21 52.4% Game: 23-44 52.3%
 3FG % 1st Half: 1-3 33.3% 2nd half: 2-6 33.3% Game: 3-9 33.3%
 FT % 1st Half: 5-7 71.4% 2nd half: 9-15 60.0% Game: 14-22 63.6%

Deadball
Rebounds
2

Valparaiso 46 • 8-2

##	Player		Total	3-Ptr	FT-FTA	Rebounds			PF	TP	A	TO	Blk	Stl	Min
			FG-FGA	FG-FGA		Off	Def	Tot							
25	PETERS, Alec	f	4-14	1-8	0-0	0	4	4	3	9	0	2	0	1	33
14	FERNANDEZ, Vashil	c	2-4	0-0	0-2	1	2	3	2	4	0	0	1	0	19
00	CARTER, Keith	g	3-9	1-5	0-0	1	3	4	1	7	4	3	0	4	38
02	WALKER, Tevonn	g	1-3	0-1	3-6	1	1	2	1	5	2	1	0	1	25
05	WALKER, Darien	g	2-13	1-6	0-0	2	2	4	2	5	0	0	0	0	25
01	NICKERSON, E. Victor		2-4	0-1	4-4	0	2	2	4	8	1	2	0	0	16
10	SKARA, David		2-4	0-1	2-2	1	3	4	5	6	1	2	0	1	26
23	ADEKOYA, Jubril		0-2	0-0	2-2	0	3	3	1	2	0	0	0	0	18
	Team					1	1	2							
	Totals		16-53	3-22	11-16	7	21	28	19	46	8	10	1	7	200

FG % 1st Half: 8-29 27.6% 2nd half: 8-24 33.3% Game: 16-53 30.2%
 3FG % 1st Half: 2-11 18.2% 2nd half: 1-11 9.1% Game: 3-22 13.6%
 FT % 1st Half: 2-4 50.0% 2nd half: 9-12 75.0% Game: 11-16 68.8%

Deadball
Rebounds
3

Officials: Pic Russell, Gene Grimshaw, Tim Fitzgerald
 Technical fouls: New Mexico-None. Valparaiso-None.
 Attendance: 4227

Score by periods	1st	2nd	Total
New Mexico	30	33	63
Valparaiso	20	26	46

	In	Off	2nd	Fast	
Points	Paint	T/O	Chance	Break	Bench
NM	36	11	9	5	11
VALPO	18	16	10	6	16

Last FG - NM 2nd-01:45, VALPO 2nd-02:48.
 Largest lead - NM by 17 2nd-00:39, VALPO None.
 NM led for 38:23. VALPO led for 00:00. Game was tied for 01:37.

Score tied - 2 times.
 Lead changed - 0 times.

Official Basketball Box Score -- Game Totals -- Final Statistics

Trinity International vs Valparaiso

12/10/14 7:05 p.m. at Valparaiso, Ind. (ARC)

Trinity International 54

##	Player		Total	3-Ptr	Rebounds										Min
			FG-FGA	FG-FGA	FT-FTA	Off	Def	Tot	PF	TP	A	TO	Blk	Stl	
15	Chatman, David	f	4-7	0-0	2-2	0	1	1	3	10	1	1	1	0	21
45	Salem, Sam	f	1-7	1-5	0-0	0	4	4	3	3	3	1	0	1	28
34	Ball, Nate	c	1-4	0-0	3-3	0	6	6	3	5	2	1	0	1	23
03	Peeples, Justin	g	3-9	3-6	0-0	2	0	2	1	9	4	6	0	1	30
23	Amrine, Thomas	g	2-9	2-8	0-0	0	1	1	0	6	1	0	0	2	25
05	Smith, Sean		0-2	0-0	0-1	1	1	2	2	0	0	1	0	1	10
10	Wadsack, Dillon		1-6	1-4	0-0	2	1	3	0	3	1	1	0	1	15
21	Ajayi, Joshua		0-4	0-4	4-4	1	1	2	2	4	1	3	0	0	14
22	Glass, James		2-6	0-0	3-3	2	1	3	5	7	0	1	1	0	18
33	Badgley, Paul		3-5	1-2	0-0	2	1	3	2	7	0	1	0	0	16
Team						3	3	6							
Totals			17-59	8-29	12-13	13	20	33	21	54	13	16	2	7	200

FG % 1st Half: 10-30 33.3% 2nd half: 7-29 24.1% Game: 17-59 28.8%
 3FG % 1st Half: 4-13 30.8% 2nd half: 4-16 25.0% Game: 8-29 27.6%
 FT % 1st Half: 0-0 0.0% 2nd half: 12-13 92.3% Game: 12-13 92.3%

Deadball
Rebounds
0

Valparaiso 79 • 9-2

			Total	3-Ptr	Rebounds										
##	Player		FG-FGA	FG-FGA	FT-FTA	Off	Def	Tot	PF	TP	A	TO	Blk	Stl	Min
10	SKARA, David	f	5-8	0-1	1-2	1	3	4	1	11	3	0	2	1	23
23	ADEKOYA, Jubril	f	2-5	0-0	1-2	1	1	2	4	5	1	1	0	0	22
25	PETERS, Alec	f	2-6	0-2	3-4	0	4	4	1	7	4	0	1	0	18
00	CARTER, Keith	g	5-7	2-3	0-0	1	6	7	1	12	0	2	1	1	20
22	DAVIDSON, Nick	g	1-3	0-1	2-2	1	1	2	1	4	2	2	0	0	19
02	WALKER, Tevonn		6-11	0-2	3-4	2	1	3	1	15	2	2	0	3	19
03	JOSEPH, Max		3-7	0-2	1-4	3	1	4	0	7	2	2	0	4	20
05	WALKER, Darien		2-6	0-1	0-0	0	5	5	1	4	2	2	1	0	24
14	FERNANDEZ, Vashil		3-3	0-0	4-4	4	2	6	3	10	0	1	4	2	21
32	CHADWICK, David		2-4	0-1	0-0	0	3	3	0	4	0	0	1	0	14
Team						1	3	4							
Totals			31-60	2-13	15-22	14	30	44	13	79	16	12	10	11	200

FG % 1st Half: 16-29 55.2% 2nd half: 15-31 48.4% Game: 31-60 51.7%
 3FG % 1st Half: 2-5 40.0% 2nd half: 0-8 0.0% Game: 2-13 15.4%
 FT % 1st Half: 8-13 61.5% 2nd half: 7-9 77.8% Game: 15-22 68.2%

Deadball
Rebounds
2

Officials: Paul Szelc, Richard Crawford, JB DeRosa
 Technical fouls: Trinity International-None. Valparaiso-None.
 Attendance: 1044

Score by periods	1st	2nd	Total
Trinity International	24	30	54
Valparaiso	42	37	79

	In	Off	2nd	Fast	
Points	Paint	T/O	Chance	Break	Bench
TIU	12	12	8	0	21
VALPO	48	23	22	18	40

Last FG - TIU 2nd-05:29, VALPO 2nd-01:16.
 Largest lead - TIU by 6 1st-16:16, VALPO by 25 2nd-02:01.
 TIU led for 04:32. VALPO led for 34:08. Game was tied for 01:20.

Score tied - 2 times.
 Lead changed - 2 times.

Official Basketball Box Score -- Game Totals -- Final Statistics

Ball State vs Valparaiso

12/13/14 7:05 p.m. at Valparaiso, Ind. (ARC)

Ball State 62 • 3-4

##	Player		Total	3-Ptr	FT-FTA	Rebounds			PF	TP	A	TO	Blk	Stl	Min
			FG-FGA	FG-FGA		Off	Def	Tot							
15	HOUSE, Franko	f	2-5	0-0	1-2	1	5	6	4	5	0	2	0	0	26
34	SELLERS, Sean	f	5-10	2-3	2-2	1	0	1	2	14	2	1	1	0	30
02	KAMIENIECKI, Matt	c	4-10	0-0	1-1	1	5	6	5	9	0	0	1	1	25
01	TURNER, Xavier	g	4-13	2-7	3-4	0	4	4	3	13	5	6	0	0	35
22	TYLER, Jeremie	g	2-6	1-3	0-0	1	7	8	2	5	1	0	0	1	22
00	KIAPWAY, Francis		3-5	2-3	0-0	0	1	1	2	8	2	1	0	1	23
05	BELCASTER, Rocco		2-4	2-3	0-0	1	0	1	1	6	0	1	0	1	20
12	CALHOUN, Bo		1-4	0-0	0-0	0	4	4	2	2	1	0	0	0	19
	Team					3	4	7							
Totals			23-57	9-19	7-9	8	30	38	21	62	11	11	2	4	200

FG % 1st Half: 14-29 48.3% 2nd half: 9-28 32.1% Game: 23-57 40.4%
 3FG % 1st Half: 8-14 57.1% 2nd half: 1-5 20.0% Game: 9-19 47.4%
 FT % 1st Half: 3-3 100.0 2nd half: 4-6 66.7% Game: 7-9 77.8%

Deadball
Rebounds
0

Valparaiso 65 • 10-2

##	Player		Total	3-Ptr	FT-FTA	Rebounds			PF	TP	A	TO	Blk	Stl	Min
			FG-FGA	FG-FGA		Off	Def	Tot							
25	PETERS, Alec	f	7-16	3-8	6-6	2	8	10	1	23	1	0	0	4	34
14	FERNANDEZ, Vashil	c	0-2	0-0	1-2	2	2	4	1	1	0	1	2	0	26
00	CARTER, Keith	g	2-7	0-4	2-2	0	8	8	3	6	5	1	0	0	32
02	WALKER, Tevonn	g	2-6	0-1	5-7	1	1	2	3	9	1	1	1	0	21
05	WALKER, Darien	g	5-13	4-9	0-1	0	4	4	1	14	0	2	0	0	31
01	NICKERSON, E. Victor		4-9	0-1	1-2	0	0	0	2	9	2	0	0	2	17
03	JOSEPH, Max		0-0	0-0	0-0	0	0	0	0	0	0	0	0	0	2
10	SKARA, David		0-2	0-1	0-0	2	2	4	1	0	2	0	0	0	21
23	ADEKOYA, Jubril		1-3	0-0	1-6	0	1	1	3	3	0	0	0	1	16
	Team					4	2	6							
Totals			21-58	7-24	16-26	11	28	39	15	65	11	5	3	7	200

FG % 1st Half: 12-27 44.4% 2nd half: 9-31 29.0% Game: 21-58 36.2%
 3FG % 1st Half: 4-10 40.0% 2nd half: 3-14 21.4% Game: 7-24 29.2%
 FT % 1st Half: 5-7 71.4% 2nd half: 11-19 57.9% Game: 16-26 61.5%

Deadball
Rebounds
6

Officials: Steven Skiles, Peter Juzenas, Larry Martin

Technical fouls: Ball State-None. Valparaiso-None.

Attendance: 3188

Score by periods	1st	2nd	Total
Ball State	39	23	62
Valparaiso	33	32	65

	In	Off	2nd	Fast	
Points	Paint	T/O	Chance	Break	Bench
BSU	24	7	10	7	16
VALPO	24	15	7	18	12

Last FG - BSU 2nd-00:15, VALPO 2nd-00:21.

Largest lead - BSU by 12 1st-14:01, VALPO by 9 2nd-01:27.

BSU led for 26:13. VALPO led for 11:54. Game was tied for 01:49.

Score tied - 3 times.

Lead changed - 3 times.

Official Basketball Box Score -- Game Totals -- Final Statistics

Valparaiso vs IPFW

12/20/14 7 p.m. at Fort Wayne, Ind. | Gates Sports Center

Valparaiso 75 • 11-2

##	Player		Total		3-Ptr	Rebounds			PF	TP	A	TO	Blk	Stl	Min
			FG-FGA	FG-FGA	FT-FTA	Off	Def	Tot							
00	CARTER, Keith	*	7-11	4-4	0-0	1	2	3	2	18	4	3	0	4	35
02	WALKER, Tevonn	*	3-8	2-4	0-0	0	2	2	1	8	4	0	0	0	35
05	WALKER, Darien	*	3-8	2-6	0-0	0	1	1	2	8	2	1	0	0	28
14	FERNANDEZ, Vashil	*	4-7	0-0	0-0	4	1	5	3	8	0	3	6	1	26
25	PETERS, Alec	*	8-14	4-8	3-4	0	5	5	4	23	3	1	0	0	27
01	NICKERSON, E. Victor		1-6	0-1	3-3	3	3	6	0	5	1	3	0	0	16
10	SKARA, David		2-5	1-1	0-0	1	3	4	1	5	0	2	0	0	20
32	CHADWICK, David		0-1	0-1	0-0	0	0	0	1	0	0	0	1	0	13
Team						2	1	3							
Totals			28-60	13-25	6-7	11	18	29	14	75	14	13	7	5	200

FG % 1st Half: 12-29 41.4% 2nd half: 16-31 51.6% Game: 28-60 46.7%
 3FG % 1st Half: 6-12 50.0% 2nd half: 7-13 53.8% Game: 13-25 52.0%
 FT % 1st Half: 3-3 100.0 2nd half: 3-4 75.0% Game: 6-7 85.7%

Deadball
Rebounds
2

IPFW 72 • 6-4

##	Player		Total		3-Ptr	Rebounds			PF	TP	A	TO	Blk	Stl	Min
			FG-FGA	FG-FGA	FT-FTA	Off	Def	Tot							
00	Mo Evans	*	5-8	2-4	0-0	0	7	7	2	12	5	3	0	1	38
10	Max Landis	*	2-7	2-6	6-6	0	1	1	1	12	2	1	0	1	34
11	Isaiah McCray	*	5-11	4-6	3-5	1	2	3	0	17	2	0	1	3	36
44	Joe Reed	*	6-12	1-1	0-0	1	5	6	1	13	1	4	1	2	36
53	Joe Edwards	*	6-8	1-2	1-2	2	1	3	2	14	5	2	1	2	34
12	Michael Calder		0-1	0-1	0-0	1	1	2	1	0	1	2	0	1	10
32	Jure Gunjina		0-0	0-0	0-0	0	0	0	1	0	0	1	0	0	3
50	Brent Calhoun		1-3	0-0	2-2	0	2	2	2	4	0	2	1	0	9
Team						3	1	4				1			
Totals			25-50	10-20	12-15	8	20	28	10	72	16	16	4	10	200

FG % 1st Half: 14-26 53.8% 2nd half: 11-24 45.8% Game: 25-50 50.0%
 3FG % 1st Half: 8-13 61.5% 2nd half: 2-7 28.6% Game: 10-20 50.0%
 FT % 1st Half: 6-8 75.0% 2nd half: 6-7 85.7% Game: 12-15 80.0%

Deadball
Rebounds
2

Officials: Jeff Albright, Rob Kruger, Bobby Daw

Technical fouls: Valparaiso-None. IPFW-None.

Attendance: 1249

Score by periods	1st	2nd	Total
Valparaiso	33	42	75
IPFW	42	30	72

	In	Off	2nd	Fast	
Points	Paint	T/O	Chance	Break	Bench
VALPO	26	22	10	2	10
IPFW	26	21	10	10	4

Last FG - VALPO 2nd-02:24, IPFW 2nd-00:56.
 Largest lead - VALPO by 6 2nd-02:24, IPFW by 9 1st-14:22.
 VALPO led for 05:51. IPFW led for 31:35. Game was tied for 02:34.

Score tied - 2 times.
 Lead changed - 7 times.

Official Basketball Box Score -- Game Totals -- Final Statistics

Goshen vs Valparaiso

12/21/14 1:35 p.m. at Valparaiso, Ind. (ARC)

Goshen 55

##	Player		Total	3-Ptr	Rebounds			PF	TP	A	TO	Blk	Stl	Min
			FG-FGA	FG-FGA	FT-FTA	Off	Def	Tot						
13	GRIDER, Christian	f	2-9	0-3	0-1	2	1	3	4	4	1	0	0	24
34	COMMISSARIS, Trevor	c	2-8	0-0	1-2	1	5	6	2	5	1	0	2	21
11	LUCKEY, Stefon	g	2-3	2-2	2-2	0	1	1	0	8	1	2	0	17
20	DEMMINGS, Brandon	g	0-2	0-1	1-2	0	2	2	1	1	0	3	0	10
21	CARTIER, Dominique	g	2-4	0-1	0-0	0	0	0	1	4	0	1	0	24
02	GESCHKE, Billy		2-5	2-2	4-6	0	0	0	3	10	1	1	0	22
15	FUNKHOUSER, Conner		2-10	0-3	4-4	3	4	7	3	8	1	3	1	25
22	HEATH-GRANGER, Devi		1-4	0-0	0-0	0	2	2	2	2	1	0	0	21
33	BOLDEN, Dominique		2-5	1-2	0-0	0	2	2	1	5	1	1	0	13
42	AUSTELL, Zack		1-3	1-1	1-2	0	3	3	4	4	0	0	0	15
44	SEGO, Camden		0-0	0-0	1-2	0	0	0	0	1	1	1	0	4
45	SHAULL, Dalane		1-3	1-2	0-0	0	0	0	1	3	0	1	0	4
Team						2	1	3						
Totals			17-56	7-17	14-21	8	21	29	22	55	8	13	3	200

FG % 1st Half: 8-27 29.6% 2nd half: 9-29 31.0% Game: 17-56 30.4%
 3FG % 1st Half: 4-8 50.0% 2nd half: 3-9 33.3% Game: 7-17 41.2%
 FT % 1st Half: 5-8 62.5% 2nd half: 9-13 69.2% Game: 14-21 66.7%

Deadball
Rebounds
4

Valparaiso 82 • 12-2

##	Player		Total	3-Ptr	Rebounds			PF	TP	A	TO	Blk	Stl	Min
			FG-FGA	FG-FGA	FT-FTA	Off	Def	Tot						
14	FERNANDEZ, Vashil	f	2-3	0-0	2-5	2	6	8	1	6	0	2	8	21
25	PETERS, Alec	f	10-17	4-7	5-7	1	3	4	2	29	0	3	0	21
00	CARTER, Keith	g	3-7	2-5	2-2	0	4	4	3	10	4	2	1	24
02	WALKER, Tevonn	g	2-7	0-3	6-8	1	2	3	2	10	4	3	0	32
05	WALKER, Darien	g	2-5	0-1	0-0	3	6	9	1	4	3	3	1	23
01	NICKERSON, E. Victor		1-4	0-2	0-0	3	3	6	2	2	4	2	0	16
03	JOSEPH, Max		0-0	0-0	0-1	0	0	0	0	0	1	0	0	11
10	SKARA, David		4-4	1-1	0-1	1	6	7	4	9	4	2	0	25
22	DAVIDSON, Nick		1-1	1-1	0-0	0	0	0	0	3	2	1	0	8
32	CHADWICK, David		4-6	0-1	1-4	1	1	2	2	9	1	1	0	19
Team						2	3	5						
Totals			29-54	8-21	16-28	14	34	48	17	82	23	19	10	200

FG % 1st Half: 14-27 51.9% 2nd half: 15-27 55.6% Game: 29-54 53.7%
 3FG % 1st Half: 5-12 41.7% 2nd half: 3-9 33.3% Game: 8-21 38.1%
 FT % 1st Half: 5-8 62.5% 2nd half: 11-20 55.0% Game: 16-28 57.1%

Deadball
Rebounds
2

Officials: Mike Sanzere, Bobby Daw, Bill Neketis

Technical fouls: Goshen-None. Valparaiso-None.

Attendance: 1014

Vashil Fernandez sets new Valpo single-game record with eight blocked shots.

Score by periods	1st	2nd	Total
Goshen	25	30	55
Valparaiso	38	44	82

	In Paint	Off T/O	2nd Chance	Fast Break	Bench
Points GOSHEN	14	13	12	0	33
VALPO	38	18	9	6	23

Last FG - GOSHEN 2nd-01:00, VALPO 2nd-00:45.

Largest lead - GOSHEN None, VALPO by 27 2nd-04:44.

GOSHEN led for 00:00. VALPO led for 39:36. Game was tied for 00:24.

Score tied - 0 times.

Lead changed - 0 times.

Official Basketball Box Score -- Game Totals -- Final Statistics
Valparaiso vs James Madison
12/29/14 7:00 p.m. at Harrisonburg, Va. (Convocation Center)

Valparaiso 79 • 13-2

##	Player		Total	3-Ptr	Rebounds			PF	TP	A	TO	Blk	Stl	Min	
			FG-FGA	FG-FGA	FT-FTA	Off	Def								Tot
14	FERNANDEZ, Vashil	f	3-4	0-0	0-0	3	4	7	3	6	0	1	4	1	21
25	PETERS, Alec	f	7-15	3-6	2-2	2	8	10	3	19	0	0	0	0	20
00	CARTER, Keith	g	5-7	1-2	2-2	1	4	5	0	13	4	0	1	2	25
02	WALKER, Tevonn	g	4-10	2-3	2-2	0	2	2	1	12	1	1	0	1	22
05	WALKER, Darien	g	2-8	0-2	0-2	1	4	5	1	4	7	1	1	2	25
01	NICKERSON, E. Victor		3-5	0-0	3-4	2	2	4	1	9	0	2	0	1	14
03	JOSEPH, Max		0-1	0-1	0-0	0	2	2	2	0	1	1	0	0	9
10	SKARA, David		0-4	0-3	0-0	0	2	2	2	0	2	0	0	0	27
22	DAVIDSON, Nick		2-3	2-2	2-2	0	2	2	0	8	0	0	0	0	7
23	ADEKOYA, Jubril		0-5	0-0	0-0	1	2	3	4	0	1	0	0	1	19
32	CHADWICK, David		3-4	2-3	0-0	1	2	3	1	8	0	0	1	0	11
Team						1	2	3							
Totals			29-66	10-22	11-14	12	36	48	18	79	16	6	7	8	200

FG % 1st Half: 14-27 51.9% 2nd half: 15-39 38.5% Game: 29-66 43.9%
 3FG % 1st Half: 5-10 50.0% 2nd half: 5-12 41.7% Game: 10-22 45.5%
 FT % 1st Half: 7-8 87.5% 2nd half: 4-6 66.7% Game: 11-14 78.6%

Deadball
Rebounds
1

James Madison 52 • 7-6

##	Player		Total	3-Ptr	Rebounds					PF	TP	A	TO	Blk	Stl	Min
			FG-FGA	FG-FGA	FT-FTA	Off	Def	Tot								
13	Vodanovich, Tom	f	0-0	0-0	0-0	0	3	3	1	0	0	1	0	0	15	
40	Dalembert, Yohanny	f	0-5	0-0	3-4	0	4	4	1	3	0	3	0	1	19	
02	Curry, Ron	g	2-12	2-6	0-0	0	5	5	0	6	1	1	0	3	28	
10	Kent, Jackson	g	2-7	0-2	4-4	1	4	5	3	8	4	3	0	0	31	
15	Nation, Andre	g	2-6	0-2	1-2	1	2	3	2	5	2	0	0	0	24	
01	Wilborne, Shawn		0-0	0-0	0-0	0	0	0	0	0	0	0	0	0	1	
03	Grays, Winston		4-7	3-4	3-4	1	4	5	1	14	1	1	0	0	20	
04	McLean, Joey		0-5	0-4	4-4	0	0	0	3	4	0	0	0	1	19	
12	Satkus, Paulius		0-0	0-0	0-0	0	0	0	0	0	0	0	0	0	4	
21	Cabarkapa, Dimitrije		2-6	1-5	0-0	1	2	3	2	5	0	0	0	0	17	
25	Hall, Hari		1-5	1-3	0-0	0	0	0	2	3	0	2	0	0	13	
55	Lukic, Ivan		0-2	0-0	4-6	0	1	1	2	4	0	1	0	0	9	
	Team					7	2	9								
Totals			13-55	7-26	19-24	11	27	38	17	52	8	12	0	5	200	

FG % 1st Half: 5-28 17.9% 2nd half: 8-27 29.6% Game: 13-55 23.6%
 3FG % 1st Half: 3-12 25.0% 2nd half: 4-14 28.6% Game: 7-26 26.9%
 FT % 1st Half: 3-4 75.0% 2nd half: 16-20 80.0% Game: 19-24 79.2%

Deadball
Rebounds
0

Officials: Karl Hess, Mike Eades, Matt Potter
 Technical fouls: Valparaiso-None. James Madison-None.
 Attendance: 2757

Score by periods	1st	2nd	Total
Valparaiso	40	39	79
James Madison	16	36	52

Points	In	Off	2nd	Fast	Bench
Paint	T/O	Chance	Break		
VALPO	36	16	8	18	25
JMU	8	2	4	7	30

Last FG - VALPO 2nd-02:02, JMU 2nd-01:47.
 Largest lead - VALPO by 33 2nd-02:02, JMU None.
 VALPO led for 38:47. JMU led for 00:00. Game was tied for 01:13.

Score tied - 0 times.
 Lead changed - 0 times.

Official Basketball Box Score -- Game Totals -- Final Statistics

Valparaiso vs Oakland

01/02/15 7:02 pm at Rochester, Mich. (Ath. Ctr. O'rena)

Valparaiso 75 • 13-3, 0-1 HL

#	Player		Total		3-Ptr	Rebounds			PF	TP	A	TO	Blk	Stl	Min
			FG-FGA	FG-FGA	FT-FTA	Off	Def	Tot							
25	PETERS, Alec	f	3-11	1-3	0-0	2	8	10	4	7	0	3	0	2	35
14	FERNANDEZ, Vashil	c	3-5	0-0	1-2	2	4	6	5	7	0	2	0	1	30
00	CARTER, Keith	g	7-17	4-12	0-0	2	2	4	5	18	3	3	0	0	37
02	WALKER, Tevonn	g	8-13	2-3	4-7	1	1	2	2	22	2	1	0	1	35
05	WALKER, Darien	g	5-15	0-7	0-0	0	2	2	2	10	4	1	0	1	26
01	NICKERSON, E. Victor		0-4	0-1	0-2	0	0	0	2	0	3	1	0	0	16
03	JOSEPH, Max		0-0	0-0	0-0	0	0	0	0	0	0	0	0	0	1
10	SKARA, David		2-3	0-1	0-0	1	2	3	4	4	0	4	0	0	17
22	DAVIDSON, Nick		0-0	0-0	0-0	0	0	0	0	0	0	0	0	0	1
23	ADEKOYA, Jubril		3-3	0-0	1-1	2	7	9	4	7	4	0	1	2	27
Team						6	2	8							
Totals			31-71	7-27	6-12	16	28	44	28	75	16	15	1	7	225

FG % 1st Half: 12-28 42.9% 2nd half: 17-32 53.1% OT: 2-11 18.2% Game: 31-71 43.7% Deadball
 3FG % 1st Half: 3-14 21.4% 2nd half: 4-9 44.4% OT: 0-4 0.0% Game: 7-27 25.9% Rebounds
 FT % 1st Half: 4-8 50.0% 2nd half: 2-4 50.0% OT: 0-0 0.0% Game: 6-12 50.0% 3

Oakland 89 • 5-10, 1-0 HL

#	Player		Total		3-Ptr	Rebounds			PF	TP	A	TO	Blk	Stl	Min
			FG-FGA	FG-FGA	FT-FTA	Off	Def	Tot							
04	HAYES, Jalen	f	5-10	0-1	6-7	3	5	8	3	16	2	1	0	1	30
23	MCCUNE, Tommie	f	0-1	0-1	0-0	1	5	6	0	0	1	3	0	1	14
42	PETROS, Corey	c	3-11	0-0	2-5	3	9	12	2	8	4	2	2	1	44
02	WILLIAMS, Dante	g	4-9	3-7	0-0	0	0	0	2	11	0	0	1	1	41
20	FELDER, Kahlil	g	6-14	1-5	19-24	1	5	6	3	32	5	2	0	2	45
00	HILL, Ralph		1-2	1-2	0-0	0	1	1	0	3	1	0	0	0	10
10	HOOPER, Max		0-1	0-0	0-0	0	0	0	0	0	0	0	0	0	3
11	DANIELS, Nick		5-9	3-5	1-3	1	1	2	1	14	2	1	0	3	30
22	FRASCONE, Alek		0-0	0-0	0-0	0	0	0	0	0	0	0	0	0	0+
25	OLUJOBI, Femi		0-0	0-0	0-0	0	0	0	0	0	0	0	0	0	2
33	WEAVER, Collin		1-1	1-1	2-2	1	1	2	1	5	0	0	0	0	6
Team						1	0	1							
Totals			25-58	9-22	30-41	11	27	38	12	89	15	9	3	9	225

FG % 1st Half: 13-28 46.4% 2nd half: 8-24 33.3% OT: 4-6 66.7% Game: 25-58 43.1% Deadball
 3FG % 1st Half: 5-12 41.7% 2nd half: 4-9 44.4% OT: 0-1 0.0% Game: 9-22 40.9% Rebounds
 FT % 1st Half: 5-8 62.5% 2nd half: 15-19 78.9% OT: 10-14 71.4% Game: 30-41 73.2% 5

Officials: Terry Wymer, Toby Martinez, Mike Brya

Technical fouls: Valparaiso-TEAM. Oakland-None.

Attendance: 2873

Oakland has won 9 consecutive home league openers

Valpo #14 Fernandez fouled out at 3:15 (OT); Valpo #0 K. Carter fouled out at 0:50.2 (OT); Technical foul Valpo coach at 0:45.3 (OT)

Score by periods	1st	2nd	OT	Total
Valparaiso	31	40	4	75
Oakland	36	35	18	89

	In	Off	2nd	Fast	
Points	Paint	T/O	Chance	Break	Bench
VALPO	36	11	13	8	11
OAKLAN	24	17	9	2	22

Last FG - VALPO OT-00:26, OAKLAND OT-01:01.

Largest lead - VALPO by 7 2nd-03:54, OAKLAND by 16 1st-11:24.

VALPO led for 04:50. OAKLAND led for 38:35. Game was tied for 01:35.

Score tied - 2 times.

Lead changed - 6 times.

Official Basketball Box Score -- Game Totals -- Final Statistics

Youngstown State vs Valparaiso

01/04/15 1:35 p.m. at Valparaiso, Ind. (ARC)

Youngstown State 64 • 9-8 (0-2)

#	Player		Total	3-Ptr	Rebounds			PF	TP	A	TO	Blk	Stl	Min	
			FG-FGA	FG-FGA	FT-FTA	Off	Def								Tot
20	HAIN, Bobby	f	6-13	1-2	0-2	1	4	5	4	13	2	0	2	0	35
04	AMIKER, Shawn	g	2-9	0-0	2-2	1	3	4	4	6	2	2	2	0	30
10	KEENE, Marcus	g	3-11	3-7	2-6	1	4	5	2	11	1	1	0	0	33
11	COLE, DJ	g	3-6	2-4	5-6	1	3	4	4	13	3	2	0	0	36
23	VAUGHN, Osandai	g	4-10	1-2	1-1	2	5	7	5	10	1	1	0	0	28
00	STEWART, Shaun		2-6	1-3	2-3	0	5	5	3	7	2	0	1	0	23
02	JOHNSON, Larry		2-4	0-0	0-1	2	1	3	0	4	0	1	0	0	10
25	LARSON, Fletcher		0-0	0-0	0-0	0	0	0	1	0	0	1	1	0	5
Team						3	2	5				1			
Totals			22-59	8-18	12-21	11	27	38	23	64	11	9	6	0	200

FG % 1st Half: 12-28 42.9% 2nd half: 10-31 32.3% Game: 22-59 37.3%
 3FG % 1st Half: 6-9 66.7% 2nd half: 2-9 22.2% Game: 8-18 44.4%
 FT % 1st Half: 5-5 100.0 2nd half: 7-16 43.8% Game: 12-21 57.1%

Deadball
Rebounds
4

Valparaiso 79 • 14-3 (1-1)

##	Player		Total	3-Ptr	Rebounds					PF	TP	A	TO	Blk	Stl	Min
			FG-FGA	FG-FGA	FT-FTA	Off	Def	Tot								
25	PETERS, Alec	f	6-18	1-9	5-6	5	4	9	3	18	3	1	0	0	32	
14	FERNANDEZ, Vashil	c	3-7	0-0	2-4	8	5	13	3	8	1	0	3	1	30	
00	CARTER, Keith	g	6-12	3-5	0-0	2	8	10	2	15	4	0	0	0	31	
02	WALKER, Tevonn	g	3-12	0-3	2-2	1	1	2	3	8	0	2	0	1	30	
05	WALKER, Darien	g	2-14	1-5	7-8	2	6	8	2	12	3	0	2	0	29	
01	NICKERSON, E. Victor		3-7	0-0	3-4	1	0	1	3	9	0	1	2	0	20	
03	JOSEPH, Max		0-0	0-0	0-0	0	0	0	0	0	0	0	0	0	1	
10	SKARA, David		2-5	0-2	1-1	0	2	2	0	5	1	0	0	1	15	
22	DAVIDSON, Nick		0-0	0-0	0-0	0	0	0	0	0	0	0	0	0	1	
23	ADEKOYA, Jubril		2-2	0-0	0-1	3	1	4	1	4	0	1	0	0	11	
Team						5	4	9								
Totals			27-77	5-24	20-26	27	31	58	17	79	12	5	7	3	200	

FG % 1st Half: 16-43 37.2% 2nd half: 11-34 32.4% Game: 27-77 35.1%
 3FG % 1st Half: 4-13 30.8% 2nd half: 1-11 9.1% Game: 5-24 20.8%
 FT % 1st Half: 4-5 80.0% 2nd half: 16-21 76.2% Game: 20-26 76.9%

Deadball
Rebounds
2

Officials: Mike Sanzere, Glenn Mayborg, Jason Baker
 Technical fouls: Youngstown State-None. Valparaiso-None.
 Attendance: 1988

Score by periods	1st	2nd	Total
Youngstown State	35	29	64
Valparaiso	40	39	79

	In	Off	2nd	Fast	
Points	Paint	T/O	Chance	Break	Bench
YSU	20	2	11	4	11
VALPO	40	7	28	10	18

Last FG - YSU 2nd-08:13, VALPO 2nd-04:20.
 Largest lead - YSU None, VALPO by 15 2nd-01:08.
 YSU led for 00:00. VALPO led for 38:04. Game was tied for 01:56.

Score tied - 2 times.
 Lead changed - 0 times.

Official Basketball Box Score -- Game Totals -- Final Statistics

UIC vs Valparaiso

01/08/15 7:05 p.m. at Valparaiso, Ind. (ARC)

UIC 56 • 5-13 (1-2)

##	Player		Total		3-Ptr	Rebounds			PF	TP	A	TO	Blk	Stl	Min
			FG-FGA	FG-FGA	FT-FTA	Off	Def	Tot							
33	FELLS, Ahman	f	5-9	3-6	0-1	2	1	3	2	13	1	1	0	0	34
40	WIEGAND, Jake	f	2-4	0-0	0-0	1	2	3	4	4	0	1	0	0	12
00	MILLER, D'Juan	g	2-6	1-2	0-0	0	0	0	2	5	4	1	0	1	21
10	BROWN, Marc	g	1-7	0-4	2-3	3	4	7	1	4	1	0	0	0	19
22	HARRIS, Jay	g	3-9	1-5	1-2	0	2	2	2	8	1	2	0	0	22
01	WHITE, Marcus		1-1	1-1	0-2	0	1	1	0	3	0	0	0	1	8
04	WHITAKER, Lance		0-2	0-1	0-0	0	1	1	4	0	1	1	0	0	16
11	BURNS, Paris		2-8	0-2	3-4	0	1	1	3	7	4	0	0	0	20
32	LAUER, HansChristian		1-4	0-2	2-4	0	5	5	3	4	0	1	0	0	23
34	McGUIRE, Markese		2-8	2-5	2-2	1	3	4	0	8	1	1	1	1	25
Team						4	1	5							
Totals			19-58	8-28	10-18	11	21	32	21	56	13	8	1	3	200

FG % 1st Half: 12-30 40.0% 2nd half: 7-28 25.0% Game: 19-58 32.8%
 3FG % 1st Half: 3-13 23.1% 2nd half: 5-15 33.3% Game: 8-28 28.6%
 FT % 1st Half: 5-8 62.5% 2nd half: 5-10 50.0% Game: 10-18 55.6%

Deadball
Rebounds
2

Valparaiso 85 • 15-3 (2-1)

##	Player		Total		3-Ptr	Rebounds			PF	TP	A	TO	Blk	Stl	Min
			FG-FGA	FG-FGA	FT-FTA	Off	Def	Tot							
25	PETERS, Alec	f	5-9	0-2	1-2	2	4	6	2	11	0	0	0	0	25
14	FERNANDEZ, Vashil	c	6-6	0-0	3-4	3	5	8	1	15	1	0	4	0	24
01	NICKERSON, E. Victor	g	3-8	0-2	1-2	0	3	3	2	7	2	1	0	0	18
02	WALKER, Tevonn	g	4-7	0-0	3-5	0	2	2	3	11	2	1	0	1	26
05	WALKER, Darien	g	5-9	1-3	2-2	0	4	4	1	13	2	2	0	0	29
03	JOSEPH, Max		3-3	2-2	1-2	0	3	3	4	9	3	1	1	0	26
10	SKARA, David		1-4	0-2	3-3	0	2	2	5	5	2	0	0	1	15
22	DAVIDSON, Nick		1-2	0-1	2-2	0	0	0	1	4	1	1	0	0	11
23	ADEKOYA, Jubril		4-5	1-1	1-2	0	9	9	1	10	1	1	0	2	26
Team						1	2	3				1			
Totals			32-53	4-13	17-24	6	34	40	20	85	14	8	5	4	200

FG % 1st Half: 18-29 62.1% 2nd half: 14-24 58.3% Game: 32-53 60.4%
 3FG % 1st Half: 2-7 28.6% 2nd half: 2-6 33.3% Game: 4-13 30.8%
 FT % 1st Half: 9-16 56.3% 2nd half: 8-8 100.0% Game: 17-24 70.8%

Deadball
Rebounds
2

Officials: John Higgins, Don Daily, John St. Clair

Technical fouls: UIC-None. Valparaiso-None.

Attendance: 1863

Score by periods	1st	2nd	Total
UIC	32	24	56
Valparaiso	47	38	85

	In Paint	Off T/O	2nd Chance	Fast Break	Bench
Points UIC	14	7	6	2	22
VALPO	50	7	10	12	28

Last FG - UIC 2nd-00:29, VALPO 2nd-04:06.

Largest lead - UIC by 4 1st-15:47, VALPO by 34 2nd-04:06.

UIC led for 02:23. VALPO led for 35:18. Game was tied for 02:19.

Score tied - 4 times.

Lead changed - 2 times.

Official Basketball Box Score -- Game Totals -- Final Statistics
Cleveland State vs Valparaiso
01/10/15 7:05 p.m. at Valparaiso, Ind. (ARC)

Cleveland State 56 • 9-9 (3-1)

##	Player		Total	3-Ptr	FT-FTA	Rebounds			PF	TP	A	TO	Blk	Stl	Min
			FG-FGA	FG-FGA		Off	Def	Tot							
15	GRADY, Anton	f	8-12	0-0	3-6	2	3	5	2	19	0	1	0	2	24
42	MASON, Marlin	f	1-4	0-0	0-0	0	3	3	4	2	0	2	1	0	10
01	YATES, Andre	g	3-9	1-4	1-3	2	1	3	4	8	0	1	0	4	31
03	LEWIS, Trey	g	1-9	0-5	3-5	0	1	1	2	5	3	3	0	1	32
31	LEE, Charlie	g	3-8	3-3	5-6	2	6	8	2	14	6	1	0	0	38
00	SLOAN, Derek		0-0	0-0	0-0	0	0	0	1	0	0	0	0	0	1
11	HALES, Terrell		0-0	0-0	0-0	0	0	0	0	0	0	0	0	0	17
20	KEANE, Kaza		0-0	0-0	0-0	0	0	0	0	0	0	0	0	1	7
32	SCALES, Aaron		0-0	0-0	0-0	0	1	1	2	0	0	1	0	2	3
33	FLANNIGAN, Demonte		1-2	0-0	2-2	1	2	3	2	4	0	0	0	0	13
41	ZOLLO, Vinny		1-6	1-6	1-2	0	2	2	0	4	2	1	0	0	24
Team						1	2	3							
Totals			18-50	5-18	15-24	8	21	29	19	56	11	10	1	10	200

FG % 1st Half: 8-24 33.3% 2nd half: 10-26 38.5% Game: 18-50 36.0%
 3FG % 1st Half: 2-10 20.0% 2nd half: 3-8 37.5% Game: 5-18 27.8%
 FT % 1st Half: 7-9 77.8% 2nd half: 8-15 53.3% Game: 15-24 62.5%

Deadball
Rebounds
5

Valparaiso 58 • 16-3 (3-1)

##	Player		Total	3-Ptr	FT-FTA	Rebounds			PF	TP	A	TO	Blk	Stl	Min
			FG-FGA	FG-FGA		Off	Def	Tot							
25	PETERS, Alec	f	6-10	5-7	7-7	1	4	5	1	24	1	2	0	0	37
14	FERNANDEZ, Vashil	c	3-3	0-0	1-1	0	2	2	4	7	0	1	2	0	19
01	NICKERSON, E. Victor	g	1-5	0-1	0-3	0	4	4	1	2	3	6	0	2	26
02	WALKER, Tevonn	g	4-8	0-2	1-3	2	1	3	2	9	3	2	0	1	34
05	WALKER, Darien	g	3-9	2-6	2-3	0	3	3	1	10	1	2	0	1	29
03	JOSEPH, Max		0-1	0-1	0-0	0	3	3	4	0	3	2	0	0	20
10	SKARA, David		0-1	0-0	0-0	0	1	1	0	0	1	2	0	0	13
23	ADEKOYA, Jubril		3-4	0-0	0-1	0	4	4	3	6	1	2	0	0	22
Team						2	4	6							
Totals			20-41	7-17	11-18	5	26	31	16	58	13	19	2	4	200

FG % 1st Half: 9-20 45.0% 2nd half: 11-21 52.4% Game: 20-41 48.8%
 3FG % 1st Half: 2-9 22.2% 2nd half: 5-8 62.5% Game: 7-17 41.2%
 FT % 1st Half: 6-10 60.0% 2nd half: 5-8 62.5% Game: 11-18 61.1%

Deadball
Rebounds
2,1

Officials: Paul Szelc, Peter Juzenas, William Jacobson
 Technical fouls: Cleveland State-None. Valparaiso-None.
 Attendance: 4155

Score by periods	1st	2nd	Total
Cleveland State	25	31	56
Valparaiso	26	32	58

	In	Off	2nd	Fast	
Points	Paint	T/O	Chance	Break	Bench
CSU	18	11	7	4	8
VALPO	20	7	5	8	6

Last FG - CSU 2nd-02:27, VALPO 2nd-00:15.
 Largest lead - CSU by 3 2nd-02:27, VALPO by 7 1st-05:30.
 CSU led for 02:01. VALPO led for 32:56. Game was tied for 05:03.

Score tied - 6 times.
 Lead changed - 6 times.

Official Basketball Box Score -- Game Totals -- Final Statistics

Valparaiso vs Wright State

1/17/15 7:00 PM EST at Wright State Nutter Center

Valparaiso 66 • 17-3, 4-1 HL

#	Player		Total	3-Ptr	FT-FTA	Rebounds			PF	TP	A	TO	Blk	Stl	Min
			FG-FGA	FG-FGA		Off	Def	Tot							
25	PETERS, Alec	f	2-8	1-3	6-8	2	5	7	0	11	1	0	1	0	34
14	FERNANDEZ, Vashil	c	6-8	0-0	2-4	1	8	9	4	14	0	0	2	0	34
01	NICKERSON, E. Victor	g	2-10	1-4	3-4	1	2	3	1	8	3	4	1	0	26
02	WALKER, Tevonn	g	3-7	0-1	5-7	2	3	5	3	11	1	5	0	2	32
05	WALKER, Darien	g	6-11	1-3	0-0	1	3	4	3	13	2	5	0	2	28
03	JOSEPH, Max		0-3	0-1	0-0	3	0	3	0	0	2	1	0	0	12
10	SKARA, David		1-3	0-0	0-0	1	6	7	0	2	1	2	0	0	23
23	ADEKOYA, Jubril		2-4	0-0	3-4	4	0	4	0	7	1	0	0	0	11
	Team					2	2	4				1			
	Totals		22-54	3-12	19-27	17	29	46	11	66	11	18	4	4	200

FG % 1st Half: 11-28 39.3% 2nd half: 11-26 42.3% Game: 22-54 40.7%
 3FG % 1st Half: 1-6 16.7% 2nd half: 2-6 33.3% Game: 3-12 25.0%
 FT % 1st Half: 6-6 100.0 2nd half: 13-21 61.9% Game: 19-27 70.4%

Deadball
Rebounds
3,1

Wright State 56 • 10-9, 2-3 HL

			Total	3-Ptr	Rebounds										
##	Player		FG-FGA	FG-FGA	FT-FTA	Off	Def	Tot	PF	TP	A	TO	Blk	Stl	Min
15	GRIFFIN, Kendall	f	1-4	0-2	4-4	0	5	5	3	6	6	3	3	3	33
32	THOMASSON, Joe	f	2-10	1-6	0-0	1	6	7	4	5	3	3	1	3	32
14	KARENA, Michael	c	4-11	0-0	1-4	0	1	1	5	9	1	2	1	1	34
03	ARCENEUX, Reggie	g	4-10	2-5	0-0	0	3	3	0	10	1	0	0	1	26
20	HOPKINS, Chrishawn	g	3-8	1-2	2-4	0	3	3	2	9	2	2	0	0	29
02	COLLIE, Daniel		0-0	0-0	0-0	0	0	0	0	0	0	0	0	0	1
05	MITCHELL, Justin		3-3	0-0	2-2	0	1	1	2	8	1	0	0	0	15
10	HOWELL, Mark		0-0	0-0	0-0	0	0	0	0	0	0	0	0	0	1
12	EVANS, Grant		2-4	2-4	0-0	0	0	0	2	6	0	0	0	0	2
13	BENZINGER, Grant		1-3	1-3	0-0	2	0	2	2	3	0	1	0	0	24
35	DAVIS, Roderick		0-0	0-0	0-0	0	0	0	1	0	0	0	0	0	3
Team						2	1	3							
Totals			20-53	7-22	9-14	5	20	25	21	56	14	11	5	8	200

FG % 1st Half: 9-24 37.5% 2nd half: 11-29 37.9% Game: 20-53 37.7%
 3FG % 1st Half: 3-9 33.3% 2nd half: 4-13 30.8% Game: 7-22 31.8%
 FT % 1st Half: 6-6 100.0 2nd half: 3-8 37.5% Game: 9-14 64.3%

Deadball
Rebounds
3

Officials: Jeff Spedoske, Larry Martin and James Hicks

Technical fouls: Valparaiso-None. Wright State-None.

Attendance: 7664

Score by periods	1st	2nd	Total
Valparaiso	29	37	66
Wright State	27	29	56

	In	Off	2nd	Fast	
Points	Paint	T/O	Chance	Break	Bench
VALPO	32	15	18	4	9
WSU	18	12	3	2	17

Last FG - VALPO 2nd-01:29, WSU 2nd-00:23.
 Largest lead - VALPO by 11 1st-07:36, WSU by 4 2nd-13:27.
 VALPO led for 28:22. WSU led for 05:33. Game was tied for 06:03.

Score tied - 5 times.
 Lead changed - 4 times.

Official Basketball Box Score -- Game Totals -- Final Statistics

Valparaiso vs Youngstown State

1/20/15 7:05 p.m. at Youngstown, Ohio | Beeghly Center

Valparaiso 77 • 18-3, 5-1 HL

##	Player		Total		3-Ptr	Rebounds			PF	TP	A	TO	Blk	Stl	Min
			FG-FGA	FG-FGA	FT-FTA	Off	Def	Tot							
01	NICKERSON, E. Victor	f	1-4	1-2	2-2	1	4	5	2	5	3	4	0	1	19
25	PETERS, Alec	f	6-15	3-6	3-3	2	4	6	2	18	3	0	0	0	27
14	FERNANDEZ, Vashil	c	4-6	0-0	0-2	0	1	1	2	8	2	0	3	0	31
02	WALKER, Tevonn	g	5-8	3-3	0-0	0	5	5	4	13	2	2	0	0	30
05	WALKER, Darien	g	3-5	2-3	4-4	0	3	3	0	12	3	1	1	1	29
03	JOSEPH, Max		1-1	1-1	2-2	0	1	1	0	5	3	1	0	0	21
10	SKARA, David		1-4	0-1	0-0	2	4	6	2	2	1	2	0	0	23
22	DAVIDSON, Nick		0-0	0-0	0-0	0	0	0	0	0	0	0	0	0	1
23	ADEKOYA, Jubril		7-8	0-0	0-0	0	1	1	3	14	0	1	0	1	19
Team						1	2	3							
Totals			28-51	10-16	11-13	6	25	31	15	77	17	11	4	3	200

FG % 1st Half: 13-27 48.1% 2nd half: 15-24 62.5% Game: 28-51 54.9%
 3FG % 1st Half: 6-9 66.7% 2nd half: 4-7 57.1% Game: 10-16 62.5%
 FT % 1st Half: 2-2 100.0 2nd half: 9-11 81.8% Game: 11-13 84.6%

Deadball
Rebounds
0,2

Youngstown State 62 • 9-13, 0-7 HL

##	Player		Total		3-Ptr	Rebounds			PF	TP	A	TO	Blk	Stl	Min
			FG-FGA	FG-FGA	FT-FTA	Off	Def	Tot							
04	AMIKER, Shawn	f	5-11	0-1	2-2	2	4	6	2	12	0	2	0	1	30
20	HAIN, Bobby	c	4-10	0-1	3-3	2	3	5	1	11	3	0	0	1	35
10	KEENE, Marcus	g	3-12	1-6	2-2	2	4	6	2	9	3	2	1	1	36
11	COLE, DJ	g	0-2	0-1	0-0	0	0	0	1	0	1	0	0	0	12
23	VAUGHN, Osandai	g	6-9	3-4	2-2	1	3	4	3	17	0	1	1	2	35
00	STEWART, Shaun		0-3	0-1	0-0	0	1	1	0	0	2	0	0	0	11
01	PLUMMER, Jalon		0-1	0-0	0-0	0	0	0	0	0	0	0	0	0	1
02	JOHNSON, Larry		0-2	0-0	3-4	1	0	1	1	3	0	0	1	0	9
24	MORSE, Cameron		2-6	2-6	4-6	1	0	1	0	10	1	0	0	0	25
25	LARSON, Fletcher		0-0	0-0	0-0	0	0	0	1	0	1	0	0	0	6
Team						1	3	4							
Totals			20-56	6-20	16-19	10	18	28	11	62	11	5	3	5	200

FG % 1st Half: 8-28 28.6% 2nd half: 12-28 42.9% Game: 20-56 35.7%
 3FG % 1st Half: 3-10 30.0% 2nd half: 3-10 30.0% Game: 6-20 30.0%
 FT % 1st Half: 6-8 75.0% 2nd half: 10-11 90.9% Game: 16-19 84.2%

Deadball
Rebounds
2,1

Officials: Brian O'Connell, Brent Hampton, Chris Beaver
 Technical fouls: Valparaiso-None. Youngstown State-None.
 Attendance: 1719

Score by periods	1st	2nd	Total
Valparaiso	34	43	77
Youngstown State	25	37	62

	In Paint	Off T/O	2nd Chance	Fast Break	Bench
Points VALPO	28	6	4	6	21
YSU	14	16	15	4	13

Last FG - VALPO 2nd-00:46, YSU 2nd-00:15.
 Largest lead - VALPO by 21 2nd-08:51, YSU by 2 1st-16:35.
 VALPO led for 38:04. YSU led for 01:05. Game was tied for 00:51.

Score tied - 1 time.
 Lead changed - 2 times.

Official Basketball Box Score -- Game Totals -- Final Statistics

Valparaiso vs Green Bay

1/23/15 8:05 PM at Green Bay, Wis. (Resch Center)

Valparaiso 50 • 18-4, 5-2 HL

##	Player		Total		3-Ptr	Rebounds			PF	TP	A	TO	Blk	Stl	Min
			FG-FGA	FG-FGA	FT-FTA	Off	Def	Tot							
01	NICKERSON, E. Victor	f	4-11	0-1	2-2	1	4	5	2	10	0	1	0	1	29
25	PETERS, Alec	f	4-11	1-4	0-0	0	3	3	1	9	2	2	0	0	33
14	FERNANDEZ, Vashil	c	3-6	0-0	2-6	3	1	4	3	8	1	0	4	0	27
02	WALKER, Tevonn	g	2-12	1-2	2-2	3	10	13	0	7	0	1	0	0	35
05	WALKER, Darien	g	3-8	0-3	0-0	2	5	7	1	6	0	1	0	0	24
03	JOSEPH, Max		2-3	0-0	0-0	0	0	0	0	4	1	0	1	0	14
10	SKARA, David		1-2	0-0	0-0	0	2	2	3	2	1	4	0	0	22
23	ADEKOYA, Jubril		1-5	0-0	2-2	1	0	1	4	4	0	1	0	1	16
Team						4	0	4				2			
Totals			20-58	2-10	8-12	14	25	39	14	50	5	12	5	2	200

FG % 1st Half: 15-31 48.4% 2nd half: 5-27 18.5% Game: 20-58 34.5%
 3FG % 1st Half: 2-9 22.2% 2nd half: 0-1 0.0% Game: 2-10 20.0%
 FT % 1st Half: 2-3 66.7% 2nd half: 6-9 66.7% Game: 8-12 66.7%

Deadball
Rebounds
3

Green Bay 51 • 17-4, 6-1 HL

##	Player		Total		3-Ptr	Rebounds			PF	TP	A	TO	Blk	Stl	Min
			FG-FGA	FG-FGA	FT-FTA	Off	Def	Tot							
04	FOUSE, Jordan	f	3-9	0-3	1-2	3	3	6	1	7	2	1	1	1	32
34	MCKINNIE, Alfonzo	f	5-12	0-3	1-4	3	5	8	3	11	0	1	3	1	28
15	MAYS, Greg	c	4-4	0-0	1-2	1	3	4	4	9	0	0	3	0	20
12	LOVE, Carrington	g	3-8	1-4	0-1	1	3	4	3	7	2	3	1	1	38
24	SYKES, Keifer	g	4-17	1-3	2-2	1	1	2	1	11	6	2	0	1	36
01	KANTER, Kerem		0-0	0-0	0-0	0	0	0	0	0	0	0	0	0	3
02	BOTZ, Turner		0-0	0-0	0-0	0	0	0	0	0	0	0	0	0	7
23	FRANCIS, Daeshon		0-0	0-0	0-0	1	1	2	1	0	0	1	0	0	12
45	LOWE, Kenneth		3-4	0-0	0-0	0	1	1	1	6	1	3	0	0	24
Team						1	7	8							
Totals			22-54	2-13	5-11	11	24	35	14	51	11	11	8	4	200

FG % 1st Half: 13-28 46.4% 2nd half: 9-26 34.6% Game: 22-54 40.7%
 3FG % 1st Half: 1-7 14.3% 2nd half: 1-6 16.7% Game: 2-13 15.4%
 FT % 1st Half: 5-8 62.5% 2nd half: 0-3 0.0% Game: 5-11 45.5%

Deadball
Rebounds
2,1

Officials: Kipp Kissinger, Glenn Mayborg, Kyle Ingram

Technical fouls: Valparaiso-None. Green Bay-None.

Attendance: 4916

Score by periods	1st	2nd	Total
Valparaiso	34	16	50
Green Bay	32	19	51

	In	Off	2nd	Fast	
Points	Paint	T/O	Chance	Break	Bench
VALPO	32	12	6	4	10
GB	32	8	4	10	6

Last FG - VALPO 2nd-01:56, GB 2nd-01:41.

Largest lead - VALPO by 10 1st-11:22, GB by 4 2nd-14:05.

VALPO led for 24:47. GB led for 14:11. Game was tied for 01:02.

Score tied - 0 times.

Lead changed - 7 times.

Official Basketball Box Score -- Game Totals -- Final Statistics

Milwaukee vs Valparaiso

01/26/15 7:05 p.m. at Valparaiso, Ind. (ARC)

Milwaukee 48 • 7-14 (2-5)

##	Player		Total	3-Ptr	Rebounds			PF	TP	A	TO	Blk	Stl	Min	
			FG-FGA	FG-FGA	FT-FTA	Off	Def								Tot
23	PANOSKE, J.J.	f	2-9	0-3	0-0	1	5	6	2	4	0	2	0	1	27
31	TIBY, Matt	f	5-11	0-4	5-5	1	4	5	4	15	0	1	0	1	31
02	SPRINGS, Akeem	g	0-4	0-2	0-2	1	1	2	3	0	0	3	0	0	30
13	JORDAN, Justin	g	4-8	1-2	2-3	0	0	0	1	11	0	1	0	0	30
25	McWHORTER, Steve	g	5-8	0-1	2-4	0	3	3	3	12	5	3	0	2	36
05	WICHMANN, Cody		0-3	0-3	2-2	0	0	0	0	2	0	1	0	0	14
22	RICHARD, Evan		2-2	0-0	0-0	1	2	3	1	4	0	0	0	0	15
30	LYLE, J.R.		0-1	0-1	0-0	2	0	2	0	0	1	1	0	1	6
50	PRAHL, Brett		0-1	0-1	0-0	0	0	0	2	0	1	0	0	0	8
52	PRAHL, Alex		0-0	0-0	0-0	0	0	0	0	0	0	0	0	0	3
Team						1	1	2							
Totals			18-47	1-17	11-16	7	16	23	16	48	7	12	0	5	200

FG % 1st Half: 6-21 28.6% 2nd half: 12-26 46.2% Game: 18-47 38.3%
 3FG % 1st Half: 0-9 0.0% 2nd half: 1-8 12.5% Game: 1-17 5.9%
 FT % 1st Half: 4-7 57.1% 2nd half: 7-9 77.8% Game: 11-16 68.8%

Deadball
Rebounds
4,1

Valparaiso 73 • 19-4 (6-2)

			Total	3-Ptr	Rebounds										
##	Player		FG-FGA	FG-FGA	FT-FTA	Off	Def	Tot	PF	TP	A	TO	Blk	Stl	Min
25	PETERS, Alec	f	10-14	2-4	2-2	2	4	6	1	24	2	1	0	0	24
14	FERNANDEZ, Vashil	c	3-9	0-0	0-1	1	2	3	4	6	0	2	2	1	28
01	NICKERSON, E. Victor	g	3-4	0-1	0-1	0	0	0	1	6	3	1	0	2	24
02	WALKER, Tevonn	g	3-5	2-2	2-2	2	1	3	1	10	1	1	0	3	26
05	WALKER, Darien	g	2-6	1-2	0-0	0	5	5	2	5	4	1	0	2	33
03	JOSEPH, Max		1-2	0-0	2-2	0	0	0	0	4	1	1	0	0	16
10	SKARA, David		4-5	1-1	5-5	0	3	3	5	14	1	1	0	0	20
22	DAVIDSON, Nick		0-1	0-0	0-0	0	0	0	0	0	0	0	0	0	6
23	ADEKOYA, Jubril		1-2	0-0	2-2	0	4	4	4	4	0	1	0	0	23
Team						1	4	5							
Totals			27-48	6-10	13-15	6	23	29	18	73	12	9	2	8	200

FG % 1st Half: 15-26 57.7% 2nd half: 12-22 54.5% Game: 27-48 56.3%
 3FG % 1st Half: 5-9 55.6% 2nd half: 1-1 100.0% Game: 6-10 60.0%
 FT % 1st Half: 4-4 100.0% 2nd half: 9-11 81.8% Game: 13-15 86.7%

Deadball
Rebounds
0

Officials: Jamie Luckie, Bert Smith, Tom Eades
 Technical fouls: Milwaukee-None. Valparaiso-None.
 Attendance: 2137

Score by periods	1st	2nd	Total
Milwaukee	16	32	48
Valparaiso	39	34	73

	In	Off	2nd	Fast	
Points	Paint	T/O	Chance	Break	Bench
UWM	22	7	7	4	6
VALPO	38	13	6	2	22

Last FG - UWM 2nd-00:30, VALPO 2nd-01:25.
 Largest lead - UWM None, VALPO by 31 2nd-06:24.
 UWM led for 00:00. VALPO led for 39:22. Game was tied for 00:38.

Score tied - 0 times.
 Lead changed - 0 times.

Official Basketball Box Score -- Game Totals -- Final Statistics

Valparaiso vs UIC

1-31-15 2 p.m. CT at UIC Pavilion (Chicago)

Valparaiso 70 • 20-4, 7-2 HL

##	Player		Total		3-Ptr	FT-FTA	Rebounds			PF	TP	A	TO	Blk	Stl	Min
			FG-FGA	FG-FGA	FG-FGA		Off	Def	Tot							
1	NICKERSON, E. Victor	f	4-6	0-0	2-2	0	2	2		4	10	3	2	0	0	26
25	PETERS, Alec	f	8-15	3-7	0-0	3	4	7		3	19	1	3	0	0	34
14	FERNANDEZ, Vashil	c	3-9	0-0	1-3	4	5	9		4	7	1	2	4	1	27
2	WALKER, Tevonn	g	3-7	1-1	7-9	1	3	4		3	14	1	1	0	3	30
5	WALKER, Darien	g	4-11	1-4	2-5	3	9	12		1	11	2	3	0	1	31
10	SKARA, David		1-3	0-2	1-2	1	1	2		2	3	4	1	2	1	20
23	ADEKOYA, Jubril		2-3	0-0	0-0	2	4	6		1	4	0	2	0	1	18
3	JOSEPH, Max		1-2	0-1	0-0	0	1	1		3	2	3	1	1	0	14
	Team					2	0	2								
Totals			26-56	5-15	13-21	16	29	45		21	70	15	15	7	7	200

FG % 1st Half: 16-29 55.2% 2nd half: 10-27 37.0% Game: 26-56 46.4%
 3FG % 1st Half: 3-7 42.9% 2nd half: 2-8 25.0% Game: 5-15 33.3%
 FT % 1st Half: 4-4 100.0 2nd half: 9-17 52.9% Game: 13-21 61.9%

Deadball
Rebounds
3

UIC 65 • 5-18, 1-7 HL

##	Player		Total		3-Ptr	FT-FTA	Rebounds			PF	TP	A	TO	Blk	Stl	Min
			FG-FGA	FG-FGA	FG-FGA		Off	Def	Tot							
20	McCLELLAN, Jason	f	2-9	0-6	2-4	1	5	6		3	6	1	0	3	1	27
33	FELLS, Ahman	f	11-13	6-7	0-0	0	4	4		3	28	3	0	0	2	38
11	BURNS, Paris	g	5-13	2-5	2-2	1	2	3		4	14	4	3	0	1	28
22	HARRIS, Jay	g	0-8	0-3	11-12	1	2	3		4	11	4	4	0	3	38
34	McGUIRE, Markese	g	0-3	0-0	2-2	1	1	2		3	2	2	1	0	0	29
1	WHITE, Marcus		0-0	0-0	0-0	0	0	0		0	0	0	0	0	0	5
10	BROWN, Marc		0-0	0-0	0-0	0	0	0		0	0	0	1	0	0	3
2	SNIDER, Gabe		1-2	0-1	0-0	1	0	1		1	2	0	0	0	0	13
21	ODIASE, Tai		1-1	0-0	0-3	0	1	1		1	2	0	0	2	0	10
4	WHITAKER, Lance		0-0	0-0	0-0	0	0	0		0	0	0	0	0	0	4
40	WIEGAND, Jake		0-3	0-0	0-0	0	1	1		0	0	0	0	0	0	5
	Team					2	3	5								
Totals			20-52	8-22	17-23	7	19	26		19	65	14	9	5	7	200

FG % 1st Half: 8-26 30.8% 2nd half: 12-26 46.2% Game: 20-52 38.5%
 3FG % 1st Half: 4-11 36.4% 2nd half: 4-11 36.4% Game: 8-22 36.4%
 FT % 1st Half: 5-10 50.0% 2nd half: 12-13 92.3% Game: 17-23 73.9%

Deadball
Rebounds
2

Officials: Steve Skiles, Larry Martin, Greg Langsdorf

Technical fouls: Valparaiso-None. UIC-None.

Attendance: 5731

Score by periods	1st	2nd	Total
Valparaiso	39	31	70
UIC	25	40	65

	In	Off	2nd	Fast	
Points	Paint	T/O	Chance	Break	Bench
VALPO	38	12	14	6	9
UIC	18	17	8	6	4

Last FG - VALPO 2nd-01:35, UIC 2nd-01:23.
 Largest lead - VALPO by 18 2nd-18:14, UIC by 3 1st-18:32.
 VALPO led for 37:21. UIC led for 00:59. Game was tied for 01:40.

Score tied - 1 time.
 Lead changed - 1 time.

Official Basketball Box Score -- Game Totals -- Final Statistics

Detroit vs Valparaiso

02/04/15 7:05 p.m. at Valparaiso, Ind. (ARC)

Detroit 70 • 11-14 (4-6)

##	Player		Total		3-Ptr	Rebounds			PF	TP	A	TO	Blk	Stl	Min
			FG-FGA	FG-FGA	FT-FTA	Off	Def	Tot							
02	HOWARD JR., Juwan	f	6-11	4-5	3-4	3	1	4	0	19	3	3	0	1	36
14	KANE, Youssoupha	f	1-3	0-0	0-0	1	0	1	1	2	1	1	0	0	17
35	BASS, Paris	f	5-12	3-5	1-2	1	4	5	5	14	2	5	1	1	25
01	WILSON, Anton	g	3-9	2-8	0-0	1	4	5	3	8	4	1	0	2	33
05	GRANT, Matthew	g	0-1	0-0	2-2	0	4	4	3	2	0	1	0	2	13
00	JENKINS, Chris		4-7	0-1	5-6	1	2	3	4	13	1	1	0	2	20
11	WILLIAMS, Jarod		0-1	0-0	0-0	0	0	0	0	0	0	0	0	1	6
12	KEARNEY, Brandan		2-9	1-4	1-2	2	1	3	3	6	3	2	0	2	29
21	HOGAN, Jaleel		1-1	0-0	4-6	1	1	2	4	6	0	3	0	0	10
23	BRUNDIDGE, Carlton		0-3	0-0	0-0	0	1	1	0	0	1	0	0	2	6
32	ACKERMAN, Patrick		0-1	0-0	0-0	0	1	1	1	0	0	0	0	0	5
Team						2	1	3							
Totals			22-58	10-23	16-22	12	20	32	24	70	15	17	1	13	200

FG % 1st Half: 9-32 28.1% 2nd half: 13-26 50.0% Game: 22-58 37.9%
 3FG % 1st Half: 7-13 53.8% 2nd half: 3-10 30.0% Game: 10-23 43.5%
 FT % 1st Half: 0-0 0.0% 2nd half: 16-22 72.7% Game: 16-22 72.7%

Deadball
Rebounds
3

Valparaiso 78 • 21-4 (8-2)

##	Player		Total		3-Ptr	Rebounds			PF	TP	A	TO	Blk	Stl	Min
			FG-FGA	FG-FGA	FT-FTA	Off	Def	Tot							
25	PETERS, Alec	f	4-7	2-4	2-2	2	8	10	1	12	4	4	0	2	34
14	FERNANDEZ, Vashil	c	2-3	0-0	1-6	0	6	6	4	5	0	0	3	0	33
01	NICKERSON, E. Victor	g	2-5	1-2	2-3	0	2	2	4	7	3	6	1	1	24
02	WALKER, Tevonn	g	7-13	0-2	5-6	1	3	4	2	19	2	0	0	0	32
05	WALKER, Darien	g	7-13	3-7	4-7	0	3	3	4	21	1	5	1	0	32
03	JOSEPH, Max		1-1	0-0	2-3	1	1	2	0	4	1	1	0	0	16
10	SKARA, David		2-3	0-0	0-0	2	0	2	0	4	4	2	0	3	17
23	ADEKOYA, Jubril		1-1	0-0	4-4	1	1	2	4	6	0	2	0	1	12
Team						0	2	2							
Totals			26-46	6-15	20-31	7	26	33	19	78	15	20	5	7	200

FG % 1st Half: 11-25 44.0% 2nd half: 15-21 71.4% Game: 26-46 56.5%
 3FG % 1st Half: 3-9 33.3% 2nd half: 3-6 50.0% Game: 6-15 40.0%
 FT % 1st Half: 6-9 66.7% 2nd half: 14-22 63.6% Game: 20-31 64.5%

Deadball
Rebounds
4,1

Officials: Peter Juzenas, Archibald Whaley, William Jacobson

Technical fouls: Detroit-None. Valparaiso-None.

Attendance: 1905

Score by periods	1st	2nd	Total
Detroit	25	45	70
Valparaiso	31	47	78

	In	Off	2nd	Fast	
Points	Paint	T/O	Chance	Break	Bench
DETROIT	24	12	14	2	25
VALPO	36	26	12	10	14

Last FG - DETROIT 2nd-00:05, VALPO 2nd-00:32.
 Largest lead - DETROIT by 4 2nd-14:27, VALPO by 10 2nd-00:41.
 DETROIT led for 05:41. VALPO led for 31:46. Game was tied for 02:33.

Score tied - 3 times.
 Lead changed - 5 times.

Official Basketball Box Score -- Game Totals -- Final Statistics

Oakland vs Valparaiso

02/08/15 2:00 p.m. at Valparaiso, Ind. (ARC)

Oakland 76 • 12-13 (7-3)

##	Player		Total	3-Ptr	Rebounds			PF	TP	A	TO	Blk	Stl	Min
			FG-FGA	FG-FGA	FT-FTA	Off	Def	Tot						
02	WILLIAMS, Dante	f	2-8	1-6	0-0	0	2	2	4	5	3	0	0	40
04	HAYES, Jalen	f	6-14	3-4	6-9	1	5	6	3	21	1	2	0	39
23	MCCUNE, Tommie	f	0-2	0-0	0-0	0	0	0	2	0	0	0	0	7
42	PETROS, Corey	c	7-13	0-0	2-4	8	3	11	4	16	3	2	0	35
20	FELDER, Kahlil	g	8-18	1-6	3-4	2	2	4	3	20	7	3	0	40
00	HILL, Ralph		0-0	0-0	0-0	0	0	0	0	0	0	0	0	4
10	HOOPER, Max		0-0	0-0	0-0	0	0	0	0	0	0	0	0	2
11	DANIELS, Nick		4-6	4-6	2-2	1	1	2	3	14	1	1	0	33
	Team					4	2	6						
Totals			27-61	9-22	13-19	16	15	31	19	76	15	8	0	200

FG % 1st Half: 11-28 39.3% 2nd half: 16-33 48.5% Game: 27-61 44.3%
 3FG % 1st Half: 5-12 41.7% 2nd half: 4-10 40.0% Game: 9-22 40.9%
 FT % 1st Half: 8-10 80.0% 2nd half: 5-9 55.6% Game: 13-19 68.4%

Deadball
Rebounds
2

Valparaiso 82 • 22-4 (9-2)

##	Player		Total	3-Ptr	Rebounds			PF	TP	A	TO	Blk	Stl	Min
			FG-FGA	FG-FGA	FT-FTA	Off	Def	Tot						
25	PETERS, Alec	f	3-4	1-1	4-4	3	6	9	2	11	1	2	1	34
14	FERNANDEZ, Vashil	c	5-5	0-0	1-2	2	5	7	3	11	0	1	2	34
01	NICKERSON, E. Victor	g	7-11	1-3	1-4	0	0	0	1	16	3	1	0	28
02	WALKER, Tevonn	g	4-7	0-1	4-4	0	0	0	2	12	3	2	0	26
05	WALKER, Darien	g	5-13	2-5	1-1	1	4	5	2	13	1	1	0	24
03	JOSEPH, Max		1-1	0-0	0-0	0	0	0	0	2	2	1	0	11
10	SKARA, David		4-8	2-4	4-4	0	1	1	2	14	3	3	0	29
23	ADEKOYA, Jubril		1-3	0-1	1-2	1	6	7	2	3	1	1	1	14
	Team					3	1	4						
Totals			30-52	6-15	16-21	10	23	33	14	82	14	12	4	200

FG % 1st Half: 16-27 59.3% 2nd half: 14-25 56.0% Game: 30-52 57.7%
 3FG % 1st Half: 4-8 50.0% 2nd half: 2-7 28.6% Game: 6-15 40.0%
 FT % 1st Half: 5-7 71.4% 2nd half: 11-14 78.6% Game: 16-21 76.2%

Deadball
Rebounds
1

Officials: Doug Sirmons, Kevin Mathis, Jason Baker

Technical fouls: Oakland-None. Valparaiso-None.

Attendance: 4267

Score by periods	1st	2nd	Total
Oakland	35	41	76
Valparaiso	41	41	82

	In	Off	2nd	Fast	
Points	Paint	T/O	Chance	Break	Bench
OAKLAN	30	8	14	0	14
VALPO	42	7	10	2	19

Last FG - OAKLAND 2nd-00:02, VALPO 2nd-01:46.
 Largest lead - OAKLAND by 2 2nd-13:45, VALPO by 12 1st-13:51.
 OAKLAND led for 04:44. VALPO led for 31:52. Game was tied for 03:24.

Score tied - 5 times.
 Lead changed - 16 times.

Official Basketball Box Score -- Game Totals -- Final Statistics

Green Bay vs Valparaiso

02/13/15 6:00 p.m. at Valparaiso, Ind. (ARC)

Green Bay 59 • 20-6 (9-3)

##	Player		Total	3-Ptr	Rebounds			PF	TP	A	TO	Blk	Stl	Min	
			FG-FGA	FG-FGA	FT-FTA	Off	Def								Tot
04	FOUSE, Jordan	f	3-8	0-1	5-6	2	6	8	5	11	1	3	1	2	34
15	MAYS, Greg	f	3-9	0-2	4-5	0	2	2	3	10	4	0	5	2	35
34	MCKINNIE, Alfonzo	f	4-8	1-2	1-2	4	2	6	5	10	0	2	2	1	31
12	LOVE, Carrington	g	4-10	2-6	5-7	1	3	4	1	15	3	2	1	3	38
24	SYKES, Keifer	g	2-13	1-2	2-5	2	1	3	2	7	2	3	1	1	30
01	KANTER, Kerem		0-0	0-0	0-0	0	0	0	0	0	0	0	0	0	0+
02	BOTZ, Turner		0-1	0-1	0-0	0	0	0	1	0	0	1	0	0	4
03	SMALL, Khalil		0-0	0-0	0-0	1	0	1	0	0	0	0	0	0	0+
23	FRANCIS, Daeshon		1-3	1-1	3-4	0	2	2	5	6	2	0	0	0	18
45	LOWE, Kenneth		0-0	0-0	0-0	0	0	0	1	0	0	1	1	0	10
Team						1	3	4							
Totals			17-52	5-15	20-29	11	19	30	23	59	12	12	11	9	200

FG % 1st Half: 8-24 33.3% 2nd half: 9-28 32.1% Game: 17-52 32.7%
 3FG % 1st Half: 2-4 50.0% 2nd half: 3-11 27.3% Game: 5-15 33.3%
 FT % 1st Half: 5-7 71.4% 2nd half: 15-22 68.2% Game: 20-29 69.0%

Deadball
Rebounds
4

Valparaiso 63 • 23-4 (10-2)

			Total	3-Ptr	Rebounds										
##	Player		FG-FGA	FG-FGA	FT-FTA	Off	Def	Tot	PF	TP	A	TO	Blk	Stl	Min
25	PETERS, Alec	f	3-12	0-3	6-8	3	7	10	2	12	2	2	1	0	36
14	FERNANDEZ, Vashil	c	1-4	0-0	1-2	2	6	8	4	3	2	1	3	0	16
01	NICKERSON, E. Victor	g	2-5	1-1	4-7	1	4	5	2	9	0	5	0	1	22
02	WALKER, Tevonn	g	7-12	2-2	4-4	1	4	5	4	20	1	4	0	1	31
05	WALKER, Darien	g	1-7	1-1	2-2	2	1	3	3	5	0	4	1	0	26
03	JOSEPH, Max		1-3	0-0	0-0	0	0	0	5	2	1	0	0	0	14
10	SKARA, David		2-6	0-0	0-0	1	2	3	1	4	3	0	0	2	27
23	ADEKOYA, Jubril		2-2	0-0	4-8	1	3	4	1	8	1	1	1	0	28
Team						5	2	7			1				
Totals			19-51	4-7	21-31	16	29	45	22	63	10	18	6	4	200

FG % 1st Half: 10-21 47.6% 2nd half: 9-30 30.0% Game: 19-51 37.3%
 3FG % 1st Half: 3-4 75.0% 2nd half: 1-3 33.3% Game: 4-7 57.1%
 FT % 1st Half: 6-8 75.0% 2nd half: 15-23 65.2% Game: 21-31 67.7%

Deadball
Rebounds
7

Officials: Pat Adams, Chris Beaver, Paul Szalc
 Technical fouls: Green Bay-None. Valparaiso-None.
 Attendance: 4920

Score by periods	1st	2nd	Total
Green Bay	23	36	59
Valparaiso	29	34	63

	In	Off	2nd	Fast	
Points	Paint	T/O	Chance	Break	Bench
GB	20	11	8	6	6
VALPO	28	5	11	6	14

Last FG - GB 2nd-00:22, VALPO 2nd-02:42.
 Largest lead - GB by 3 1st-19:28, VALPO by 15 2nd-12:23.
 GB led for 02:53. VALPO led for 35:14. Game was tied for 01:53.

Score tied - 4 times.
 Lead changed - 1 time.

Official Basketball Box Score -- Game Totals -- Final Statistics

Valparaiso vs Milwaukee

02/15/15 1:00 p.m. at UWM Panther Arena - Milwaukee, Wis.

Valparaiso 62 • 23-4 (10-2)

##	Player		Total	3-Ptr	Rebounds			PF	TP	A	TO	Blk	Stl	Min
			FG-FGA	FG-FGA	FT-FTA	Off	Def	Tot						
25	PETERS, Alec	f	5-9	4-6	1-2	0	8	8	1	15	3	0	1	35
14	FERNANDEZ, Vashil	c	1-6	0-0	0-0	2	4	6	2	2	0	1	2	27
01	NICKERSON, E. Victor	g	2-3	0-0	1-2	0	2	2	1	5	1	1	0	21
02	WALKER, Tevonn	g	6-16	0-4	0-0	5	1	6	2	12	3	1	0	35
05	WALKER, Darien	g	6-9	3-4	3-4	1	3	4	2	18	1	2	0	29
00	CARTER, Keith		1-3	0-2	0-0	0	1	1	0	2	3	0	0	12
03	JOSEPH, Max		0-0	0-0	2-3	0	0	0	0	2	0	2	0	8
10	SKARA, David		1-3	0-1	2-2	0	1	1	0	4	2	1	0	16
23	ADEKOYA, Jubril		1-3	0-0	0-0	0	1	1	3	2	0	1	0	17
Team						0	2	2			1			
Totals			23-52	7-17	9-13	8	23	31	11	62	13	10	3	200

FG % 1st Half: 8-29 27.6% 2nd half: 15-23 65.2% Game: 23-52 44.2%
 3FG % 1st Half: 4-10 40.0% 2nd half: 3-7 42.9% Game: 7-17 41.2%
 FT % 1st Half: 3-5 60.0% 2nd half: 6-8 75.0% Game: 9-13 69.2%

Deadball
Rebounds
3

Milwaukee 55 • 10-16 (5-7)

##	Player		Total	3-Ptr	Rebounds			PF	TP	A	TO	Blk	Stl	Min
			FG-FGA	FG-FGA	FT-FTA	Off	Def	Tot						
23	PANOSKE, J.J.	f	4-7	2-5	0-0	0	0	0	0	10	1	2	2	19
31	TIBY, Matt	f	3-11	1-2	7-8	0	8	8	1	14	3	3	2	40
02	SPRINGS, Akeem	g	4-12	1-7	0-0	2	4	6	2	9	2	1	1	40
13	JORDAN, Justin	g	0-3	0-2	0-0	0	4	4	0	0	1	2	0	27
25	McWHORTER, Steve	g	6-10	2-3	0-0	1	2	3	4	14	4	2	0	36
05	WICHMANN, Cody		2-2	2-2	0-0	1	0	1	3	6	0	2	1	18
21	STUDER, Dan		0-0	0-0	0-0	1	0	1	1	0	0	2	0	3
30	LYLE, J.R.		0-2	0-1	2-3	0	1	1	2	2	0	1	0	17
Team						1	3	4						
Totals			19-47	8-22	9-11	6	22	28	13	55	11	15	6	200

FG % 1st Half: 10-20 50.0% 2nd half: 9-27 33.3% Game: 19-47 40.4%
 3FG % 1st Half: 2-7 28.6% 2nd half: 6-15 40.0% Game: 8-22 36.4%
 FT % 1st Half: 6-6 100.0 2nd half: 3-5 60.0% Game: 9-11 81.8%

Deadball
Rebounds
1

Officials: Jeff Spedoske, Matthew Potter, Mike Brya
 Technical fouls: Valparaiso-WALKER, Tevonn. Milwaukee-None.
 Attendance: 3375

Score by periods	1st	2nd	Total
Valparaiso	23	39	62
Milwaukee	28	27	55

Points	In Paint	Off T/O	2nd Chance	Fast Break	Bench
VALPO	24	21	9	8	10
UWM	14	10	7	2	8

Last FG - VALPO 2nd-00:18, UWM 2nd-00:12.
 Largest lead - VALPO by 9 2nd-00:18, UWM by 8 1st-05:44.
 VALPO led for 09:29. UWM led for 26:18. Game was tied for 04:13.

Score tied - 2 times.
 Lead changed - 2 times.

Official Basketball Box Score -- Game Totals -- Final Statistics

Wright State vs Valparaiso

02/21/15 7:05 p.m. at Valparaiso, Ind. (ARC)

Wright State 48 • 11-17 (3-11)

##	Player		Total		3-Ptr	Rebounds			PF	TP	A	TO	Blk	Stl	Min
			FG-FGA	FG-FGA	FT-FTA	Off	Def	Tot							
14	KARENA, Michael	c	5-9	0-0	0-0	5	2	7	1	10	1	3	0	2	35
03	ARCENEUX, Reggie	g	2-6	0-2	0-0	0	1	1	5	4	0	0	0	0	32
05	MITCHELL, Justin	g	0-1	0-0	0-0	1	1	2	2	0	1	1	0	0	9
13	BENZINGER, Grant	g	4-9	0-3	3-5	0	2	2	2	11	0	1	2	2	39
20	HOPKINS, Chrishawn	g	4-11	1-4	2-2	0	2	2	1	11	1	2	0	0	31
10	HOWELL, Mark		2-5	0-2	2-2	0	1	1	2	6	3	1	0	1	17
32	THOMASSON, Joe		3-9	0-3	0-1	2	5	7	2	6	3	2	2	0	31
35	DAVIS, Roderick		0-1	0-0	0-0	0	1	1	1	0	0	1	0	0	6
Team						0	2	2							
Totals			20-51	1-14	7-10	8	17	25	16	48	9	11	4	5	200

FG % 1st Half: 11-25 44.0% 2nd half: 9-26 34.6% Game: 20-51 39.2%
 3FG % 1st Half: 1-6 16.7% 2nd half: 0-8 0.0% Game: 1-14 7.1%
 FT % 1st Half: 1-2 50.0% 2nd half: 6-8 75.0% Game: 7-10 70.0%

Deadball
Rebounds
2

Valparaiso 55 • 25-4 (12-2)

##	Player		Total		3-Ptr	Rebounds			PF	TP	A	TO	Blk	Stl	Min
			FG-FGA	FG-FGA	FT-FTA	Off	Def	Tot							
25	PETERS, Alec	f	7-14	2-4	1-2	3	7	10	2	17	1	0	0	2	36
32	CHADWICK, David	f	0-1	0-1	0-0	0	0	0	0	0	0	1	0	0	3
14	FERNANDEZ, Vashil	c	3-4	0-0	0-0	0	2	2	1	6	0	1	1	0	21
01	NICKERSON, E. Victor	g	2-5	1-1	2-2	0	1	1	1	7	3	3	0	0	22
02	WALKER, Tevonn	g	0-2	0-1	0-0	1	1	2	1	0	1	0	0	0	29
00	CARTER, Keith		3-6	1-4	2-2	0	0	0	0	9	2	1	0	0	19
05	WALKER, Darien		5-10	2-4	2-5	1	2	3	3	14	3	1	0	2	29
10	SKARA, David		0-1	0-1	0-0	1	5	6	2	0	2	3	0	0	17
23	ADEKOYA, Jubril		1-6	0-0	0-1	4	3	7	2	2	1	1	0	0	24
Team						3	3	6	1			1			
Totals			21-49	6-16	7-12	13	24	37	13	55	13	12	1	4	200

FG % 1st Half: 10-22 45.5% 2nd half: 11-27 40.7% Game: 21-49 42.9%
 3FG % 1st Half: 3-8 37.5% 2nd half: 3-8 37.5% Game: 6-16 37.5%
 FT % 1st Half: 0-0 0.0% 2nd half: 7-12 58.3% Game: 7-12 58.3%

Deadball
Rebounds
3

Officials: Lamont Simpson, Glenn Mayborg, Kelly Pfeifer

Technical fouls: Wright State-None. Valparaiso-TEAM.

Attendance: 5050

Score by periods	1st	2nd	Total
Wright State	24	24	48
Valparaiso	23	32	55

	In	Off	2nd	Fast	
Points	Paint	T/O	Chance	Break	Bench
WSU	32	12	8	4	12
VALPO	28	11	16	2	25

Last FG - WSU 2nd-01:39, VALPO 2nd-02:35.

Largest lead - WSU by 5 2nd-19:07, VALPO by 13 2nd-01:52.

WSU led for 11:41. VALPO led for 22:26. Game was tied for 05:53.

Score tied - 6 times.

Lead changed - 8 times.

Official Basketball Box Score -- Game Totals -- Final Statistics

Valparaiso vs Detroit

02/25/15 7:00 PM at Detroit, Mich. (Calihan Hall)

Valparaiso 60 • 25-5, 12-3 HL

#	Player		Total		3-Ptr	Rebounds			PF	TP	A	TO	Blk	Stl	Min
			FG-FGA	FG-FGA	FT-FTA	Off	Def	Tot							
01	NICKERSON, E. Victor	f	0-2	0-1	2-2	0	0	0	2	2	2	0	0	1	18
25	PETERS, Alec	f	3-11	3-7	4-6	3	8	11	2	13	1	3	0	1	37
14	FERNANDEZ, Vashil	c	1-3	0-0	0-0	2	0	2	4	2	0	3	4	0	22
02	WALKER, Tevonn	g	1-5	1-3	2-2	0	4	4	3	5	3	0	0	0	32
05	WALKER, Darien	g	6-15	3-5	6-6	2	3	5	1	21	2	0	0	0	34
00	CARTER, Keith		2-5	1-3	1-2	0	0	0	1	6	2	1	0	1	19
03	JOSEPH, Max		0-0	0-0	0-0	0	0	0	0	0	0	0	0	0	3
10	SKARA, David		2-4	0-1	1-2	1	2	3	1	5	1	2	0	0	15
23	ADEKOYA, Jubril		1-1	0-0	4-4	4	2	6	4	6	0	1	1	0	20
Team						1	1	2							
Totals			16-46	8-20	20-24	13	20	33	18	60	11	10	5	3	200

FG % 1st Half: 9-24 37.5% 2nd half: 7-22 31.8% Game: 16-46 34.8%
 3FG % 1st Half: 5-12 41.7% 2nd half: 3-8 37.5% Game: 8-20 40.0%
 FT % 1st Half: 10-12 83.3% 2nd half: 10-12 83.3% Game: 20-24 83.3%

Deadball
Rebounds
3

Detroit 63 • 14-17, 7-9 HL

#	Player		Total		3-Ptr	Rebounds			PF	TP	A	TO	Blk	Stl	Min
			FG-FGA	FG-FGA	FT-FTA	Off	Def	Tot							
02	HOWARD JR., Juwan	f	2-10	1-3	3-3	0	2	2	3	8	3	2	1	0	32
14	KANE, Youssoupha	f	0-1	0-0	0-0	2	1	3	1	0	0	3	0	1	9
11	WILLIAMS, Jarod	g	3-6	0-1	2-6	4	1	5	2	8	2	0	0	0	21
12	KEARNEY, Brandan	g	5-8	2-2	2-2	0	0	0	3	14	0	0	0	1	24
35	BASS, Paris	g	3-5	0-0	0-0	1	3	4	2	6	3	2	2	3	28
00	JENKINS, Chris		3-7	1-2	0-1	1	1	2	2	7	1	0	1	0	15
01	WILSON, Anton		3-4	2-2	0-0	2	3	5	2	8	3	2	0	0	16
05	GRANT, Matthew		0-1	0-0	0-0	0	0	0	1	0	2	0	0	0	14
21	HOGAN, Jaleel		4-9	0-0	2-3	4	5	9	2	10	2	1	0	0	25
23	BRUNDIDGE, Carlton		0-2	0-1	0-0	0	0	0	0	0	0	0	0	0	10
32	ACKERMAN, Patrick		1-2	0-0	0-0	0	1	1	0	2	0	0	1	0	6
Team						0	1	1				1			
Totals			24-55	6-11	9-15	14	18	32	18	63	16	11	5	5	200

FG % 1st Half: 13-30 43.3% 2nd half: 11-25 44.0% Game: 24-55 43.6%
 3FG % 1st Half: 4-8 50.0% 2nd half: 2-3 66.7% Game: 6-11 54.5%
 FT % 1st Half: 2-4 50.0% 2nd half: 7-11 63.6% Game: 9-15 60.0%

Deadball
Rebounds
3

Officials: Jeb Hartness, Glenn Tuitt, Paul Szalc
 Technical fouls: Valparaiso-None. Detroit-None.
 Attendance: 1855

Score by periods	1st	2nd	Total
Valparaiso	33	27	60
Detroit	32	31	63

	In	Off	2nd	Fast	
Points	Paint	T/O	Chance	Break	Bench
VALPO	10	10	16	6	17
DETROIT	30	10	13	12	27

Last FG - VALPO 2nd-01:25, DETROIT 2nd-01:51.
 Largest lead - VALPO by 7 1st-02:56, DETROIT by 3 1st-10:50.
 VALPO led for 26:29. DETROIT led for 08:15. Game was tied for 05:16.

Score tied - 8 times.
 Lead changed - 15 times.

Official Basketball Box Score -- Game Totals -- Final Statistics

Valparaiso vs Cleveland State

2/27/15 10:00 p.m. at Cleveland, Ohio - Wolstein Center

Valparaiso 56 • 26-5, 13-3 HL

##	Player		Total	3-Ptr	Rebounds			PF	TP	A	TO	Blk	Stl	Min
			FG-FGA	FG-FGA	FT-FTA	Off	Def	Tot						
01	NICKERSON, E. Victor	f	1-2	1-1	0-0	0	1	1	2	3	1	0	0	15
25	PETERS, Alec	f	5-6	2-2	3-3	2	3	5	2	15	1	2	0	39
14	FERNANDEZ, Vashil	c	3-8	0-0	3-6	2	6	8	4	9	0	0	2	25
02	WALKER, Tevonn	g	4-4	2-2	1-2	0	2	2	1	11	0	4	0	36
05	WALKER, Darien	g	4-13	2-7	3-6	2	6	8	2	13	4	0	0	25
00	CARTER, Keith		1-3	1-3	0-0	0	0	0	1	3	3	3	0	26
03	JOSEPH, Max		0-0	0-0	0-2	0	0	0	1	0	1	0	0	2
10	SKARA, David		0-1	0-1	2-2	0	1	1	1	2	0	0	0	15
23	ADEKOYA, Jubril		0-2	0-0	0-2	1	0	1	3	0	0	2	0	17
Team						0	2	2						
Totals			18-39	8-16	12-23	7	21	28	17	56	10	11	2	200

FG % 1st Half: 7-18 38.9% 2nd half: 11-21 52.4% Game: 18-39 46.2%
 3FG % 1st Half: 3-7 42.9% 2nd half: 5-9 55.6% Game: 8-16 50.0%
 FT % 1st Half: 6-12 50.0% 2nd half: 6-11 54.5% Game: 12-23 52.2%

Deadball
Rebounds
5,1

Cleveland State 53 • 17-13, 11-5 HL

##	Player		Total	3-Ptr	Rebounds			PF	TP	A	TO	Blk	Stl	Min
			FG-FGA	FG-FGA	FT-FTA	Off	Def	Tot						
15	GRADY, Anton	f	1-6	0-0	3-4	4	9	13	4	5	1	2	1	39
42	MASON, Marlin	f	4-9	2-6	2-4	2	4	6	4	12	0	1	0	32
01	YATES, Andre	g	5-9	1-4	0-0	3	0	3	5	11	0	0	0	25
03	LEWIS, Trey	g	5-17	3-10	0-0	1	3	4	4	13	1	4	0	37
31	LEE, Charlie	g	4-8	1-2	0-0	0	1	1	2	9	5	4	0	36
11	HALES, Terrell		0-0	0-0	1-2	0	2	2	0	1	0	0	0	14
20	KEANE, Kaza		1-2	0-0	0-1	1	0	1	1	2	1	0	0	9
32	SCALES, Aaron		0-0	0-0	0-0	0	0	0	0	0	0	0	0	2
41	ZOLLO, Vinny		0-0	0-0	0-0	0	0	0	1	0	0	0	0	6
Team						2	1	3						
Totals			20-51	7-22	6-11	13	20	33	21	53	8	11	1	200

FG % 1st Half: 8-31 25.8% 2nd half: 12-20 60.0% Game: 20-51 39.2%
 3FG % 1st Half: 1-10 10.0% 2nd half: 6-12 50.0% Game: 7-22 31.8%
 FT % 1st Half: 0-1 0.0% 2nd half: 6-10 60.0% Game: 6-11 54.5%

Deadball
Rebounds
1

Officials: Mike Sanzere, Chris Beaver, Mike Brya
 Technical fouls: Valparaiso-None. Cleveland State-None.
 Attendance: 4133

Score by periods	1st	2nd	Total
Valparaiso	23	33	56
Cleveland State	17	36	53

	In	Off	2nd	Fast	
Points	Paint	T/O	Chance	Break	Bench
VALPO	20	6	2	3	5
CSU	20	13	6	3	3

Last FG - VALPO 2nd-01:11, CSU 2nd-00:01.
 Largest lead - VALPO by 14 2nd-09:24, CSU by 2 1st-19:34.
 VALPO led for 30:31. CSU led for 03:03. Game was tied for 06:26.

Score tied - 5 times.
 Lead changed - 9 times.

Official Basketball Box Score -- Game Totals -- Final Statistics
Cleveland State vs Valparaiso
03/07/15 8:30 p.m. at Valparaiso, Ind. (ARC)

Cleveland State 55 • 18-14

##	Player		Total	3-Ptr	FT-FTA	Rebounds			PF	TP	A	TO	Blk	Stl	Min
			FG-FGA	FG-FGA		Off	Def	Tot							
42	MASON, Marlin	f	3-5	0-1	0-0	0	2	2	4	6	1	0	3	0	23
03	LEWIS, Trey	g	4-14	2-9	0-0	1	2	3	1	10	1	3	0	0	37
15	GRADY, Anton	g	7-14	0-0	6-7	4	7	11	3	20	6	3	0	1	38
20	KEANE, Kaza	g	0-1	0-0	0-0	1	3	4	2	0	0	0	0	0	15
31	LEE, Charlie	g	3-6	1-2	3-4	1	1	2	3	10	1	1	0	2	38
00	SLOAN, Derek		0-0	0-0	0-0	0	0	0	0	0	0	0	0	0	1
01	YATES, Andre		3-8	1-2	2-4	1	1	2	5	9	0	0	0	1	24
11	HALES, Terrell		0-0	0-0	0-0	0	0	0	1	0	0	0	0	1	6
33	FLANNIGAN, Demonte		0-1	0-0	0-0	1	0	1	0	0	0	0	0	0	2
41	ZOLLO, Vinny		0-2	0-1	0-0	0	4	4	1	0	1	0	0	0	16
Team						1	1	2							
Totals			20-51	4-15	11-15	10	21	31	20	55	10	7	3	5	200

FG % 1st Half: 8-21 38.1% 2nd half: 12-30 40.0% Game: 20-51 39.2%
 3FG % 1st Half: 2-7 28.6% 2nd half: 2-8 25.0% Game: 4-15 26.7%
 FT % 1st Half: 9-12 75.0% 2nd half: 2-3 66.7% Game: 11-15 73.3%

Deadball
Rebounds
1,1

Valparaiso 60 • 27-5

##	Player		Total	3-Ptr	FT-FTA	Rebounds			PF	TP	A	TO	Blk	Stl	Min
			FG-FGA	FG-FGA		Off	Def	Tot							
14	FERNANDEZ, Vashil	f	2-5	0-0	4-8	2	2	4	3	8	0	1	3	0	28
25	PETERS, Alec	f	6-12	3-4	7-7	4	4	8	3	22	1	0	2	0	37
01	NICKERSON, E. Victor	g	2-9	0-3	2-2	0	3	3	1	6	4	3	0	1	34
02	WALKER, Tevonn	g	1-1	0-0	0-0	0	0	0	0	2	0	0	0	0	9
05	WALKER, Darien	g	5-11	1-4	1-2	2	6	8	1	12	1	2	0	1	37
00	CARTER, Keith		1-6	1-5	0-0	1	3	4	3	3	3	0	1	0	27
10	SKARA, David		1-4	0-1	1-2	0	2	2	0	3	1	0	1	0	13
23	ADEKOYA, Jubril		1-2	0-0	2-2	1	2	3	3	4	0	1	0	1	15
Team						3	1	4							
Totals			19-50	5-17	17-23	13	23	36	14	60	10	7	7	3	200

FG % 1st Half: 13-28 46.4% 2nd half: 6-22 27.3% Game: 19-50 38.0%
 3FG % 1st Half: 3-9 33.3% 2nd half: 2-8 25.0% Game: 5-17 29.4%
 FT % 1st Half: 0-2 0.0% 2nd half: 17-21 81.0% Game: 17-23 73.9%

Deadball
Rebounds
2,1

Officials: Paul Szelc, Chris Beaver, Peter Juzenas
 Technical fouls: Cleveland State-None. Valparaiso-None.
 Attendance: 3629
 Semifinal #2 - 2015 Horizon League Championship

Score by periods	1st	2nd	Total
Cleveland State	27	28	55
Valparaiso	29	31	60

	In Paint	Off T/O	2nd Chance	Fast Break	Bench
Points CSU	19	7	7	5	9
VALPO	24	2	13	2	10

Last FG - CSU 2nd-00:09, VALPO 2nd-00:41.
 Largest lead - CSU by 1 1st-15:05, VALPO by 9 2nd-08:39.
 CSU led for 02:00. VALPO led for 34:27. Game was tied for 03:33.

Score tied - 5 times.
 Lead changed - 8 times.

Official Basketball Box Score -- Game Totals -- Final Statistics

Green Bay vs Valparaiso

03/10/15 6:00 p.m. at Valparaiso, Ind. (ARC)

Green Bay 44 • 24-8

#	Player		Total	3-Ptr	Rebounds			PF	TP	A	TO	Blk	Stl	Min	
			FG-FGA	FG-FGA	FT-FTA	Off	Def								Tot
04	FOUSE, Jordan	f	3-8	0-1	0-0	1	7	8	2	6	4	1	1	1	35
15	MAYS, Greg	f	3-13	1-5	0-0	4	2	6	2	7	1	5	1	0	37
34	MCKINNIE, Alfonzo	f	3-6	1-2	2-2	3	3	6	5	9	0	0	0	1	25
12	LOVE, Carrington	g	1-10	0-5	3-6	2	3	5	5	5	2	2	0	5	37
24	SYKES, Keifer	g	5-15	0-2	4-4	1	4	5	2	14	3	1	0	0	38
02	BOTZ, Turner		0-0	0-0	0-0	0	0	0	0	0	0	0	0	0	0+
23	FRANCIS, Daeshon		1-1	0-0	1-3	0	2	2	1	3	0	1	0	0	14
45	LOWE, Kenneth		0-0	0-0	0-0	0	1	1	1	0	0	1	0	0	14
Team						2	2	4				1			
Totals			16-53	2-15	10-15	13	24	37	18	44	10	12	2	7	200

FG % 1st Half: 9-25 36.0% 2nd half: 7-28 25.0% Game: 16-53 30.2%
 3FG % 1st Half: 1-4 25.0% 2nd half: 1-11 9.1% Game: 2-15 13.3%
 FT % 1st Half: 6-6 100.0 2nd half: 4-9 44.4% Game: 10-15 66.7%

Deadball
Rebounds
3

Valparaiso 54 • 28-5

			Total	3-Ptr	Rebounds										
##	Player		FG-FGA	FG-FGA	FT-FTA	Off	Def	Tot	PF	TP	A	TO	Blk	Stl	Min
14	FERNANDEZ, Vashil	f	3-6	0-0	0-0	1	4	5	1	6	0	0	5	0	24
25	PETERS, Alec	f	3-13	1-8	2-2	0	4	4	2	9	0	1	0	1	38
01	NICKERSON, E. Victor	g	4-9	1-2	2-2	0	2	2	2	11	1	3	0	2	33
02	WALKER, Tevonn	g	0-0	0-0	0-0	0	1	1	0	0	0	0	0	0	4
05	WALKER, Darien	g	0-4	0-2	3-3	0	2	2	0	3	0	1	0	0	20
00	CARTER, Keith		1-4	1-2	5-6	0	7	7	3	8	6	3	1	2	33
03	JOSEPH, Max		0-0	0-0	0-0	0	0	0	0	0	0	0	0	0	2
10	SKARA, David		5-8	2-4	0-2	0	2	2	4	12	1	1	0	2	28
22	DAVIDSON, Nick		0-0	0-0	0-0	0	0	0	0	0	0	0	0	0	0+
23	ADEKOYA, Jubril		2-4	0-0	1-2	3	2	5	0	5	0	0	0	0	18
32	CHADWICK, David		0-0	0-0	0-0	0	0	0	0	0	0	0	0	0	0+
Team						3	1	4							
Totals			18-48	5-18	13-17	7	25	32	12	54	8	9	6	7	200

FG % 1st Half: 8-27 29.6% 2nd half: 10-21 47.6% Game: 18-48 37.5%
 3FG % 1st Half: 3-10 30.0% 2nd half: 2-8 25.0% Game: 5-18 27.8%
 FT % 1st Half: 0-0 0.0% 2nd half: 13-17 76.5% Game: 13-17 76.5%

Deadball
Rebounds
3,1

Officials: Joe DeRosa, Bert Smith, Kipp Kissinger
 Technical fouls: Green Bay-None. Valparaiso-None.
 Attendance: 4713
 Title game - 2015 Horizon League Championship


Score by periods	1st	2nd	Total
Green Bay	25	19	44
Valparaiso	19	35	54

	In	Off	2nd	Fast	
Points	Paint	T/O	Chance	Break	Bench
GB	18	7	6	4	3
VALPO	26	17	3	6	25


Last FG - GB 2nd-04:19, VALPO 2nd-01:02.
 Largest lead - GB by 10 1st-02:00, VALPO by 10 2nd-00:08.
 GB led for 30:22. VALPO led for 09:24. Game was tied for 00:14.

Score tied - 0 times.
 Lead changed - 3 times.


2014-15 Valparaiso Men's Basketball TV Roster




#0
Keith
CARTER
6-1 * Jr. * G
Maywood, Ill.



#1
E. Victor
NICKERSON
6-8 * R-Jr. * G/F
Atlanta, Ga.




#2
Tevonn
WALKER
6-1 * Fr. * G
Montreal, Quebec




#3
Max
JOSEPH
6-1 * Fr. * G
Montreal, Quebec



#5
Darien
WALKER
6-3 * Jr. * G
Chicago, Ill.



#10
David
SKARA
6-8 * Fr. * F
Zadar, Croatia



#14
Vashil
FERNANDEZ
6-10 * Sr. * C
Kingston, Jamaica




#15
Lexus
WILLIAMS
6-0 * So. * G
Chicago, Ill.




#22
Nick
DAVIDSON
6-4 * So. * G
Munster, Ind.




#23
Jubril
ADEKOYA
6-7 * So. * F
Tinley Park, Ill.




#25
Alec
PETERS
6-9 * So. * F
Washington, Ill.



#32
David
CHADWICK
6-9 * R-Sr. * F
Charlotte, N.C.



Head Coach
Bryce
DREW
4th season
Valparaiso '98



Assistant Coach
Luke
GORE
13th season
Bethel [Tenn.] '01



Assistant Coach
Roger
POWELL JR.
4th season
Illinois '05



Assistant Coach
Matt
LOTTICH
2nd season
Stanford '04